



Central Florida Chapter
Associated Builders and Contractors, Inc.
Board of Directors Meeting
April 21, 2025
Connect | Educate | Advocate

Location: ABC, 651 Danville Drive, Suite 200, Orlando, FL 32825 – Juan Garcia, Chair, presiding

ABC Central Florida Value Proposition: ABC helps our members develop people, win work and perform that work safely, ethically, profitably for the betterment of the communities where we work and live.

Call to OrderGarcia
 InvocationScruby
 Pledge of Allegiance and WelcomeGarcia

Consent Agenda

- o Approval of Minutes - March 2025Schulz
- o Approval of Financials: January/February FinalBastin
- o Approval of New March 2025 MembersTorres
- o Approval of iBuild & ACT Sponsorship for Summer InternshipsGarcia
 - a. ACT awarded \$12,000
 - b. iBuild awarded \$20,000

New Business

- ChairGarcia
 - o Scorecard Updates
 - o 1st Quarter Strategic Planning update
 - o Prospect GC Outreach Efforts
 - o **April 29, 2025** – Chair Reception for Board at Eola View (4-6:30pm)

- Past ChairHolmes
 - o **May 22, 2025** – Maximize your Membership
 - o **June 24, 2025** – National 75th Gala at Waldorf Astoria, Washington, D.C.
 - o **June 22 - 25, 2025** – National Legislative Conference

- Chair- Elect.....Rodriguez
 - o **May 13, 2025** – State of Construction

Committee Liaison Reports

- o Membership DevelopmentTorres
 - Retention for 2025 as of 4/15/2025
 - Recruitment and Retention efforts
- o Regional OutreachDelaney
 - **May 6, 2025** – LEAD “We Build Lake” at Southern Hills Farms
 - Potential PCL/Brevard Zoo event
 - Osceola School District event being scheduled
- o Government AffairsLockhart
 - Legislative Session Update
 - **May 21, 2025** – Crawfish & Conversations
 - **Jul 17 – 19, 2025** - State Convention – Naples Grand *Registration Open!*
- o Excellence in ConstructionTorres
 - 300 letters sent. 216 projects identified. Entries to date: 14
 - Get your project submitted ASAP
 - Drivers & judges needed

- Young ProfessionalsBracco/Jordan
 - **April 10, 2025** - Surepods Shop Tour/ Leaning Event Update
 - **June 11, 2025** - YP Bowling Tournament at Boardwalk Bowl

- ProgramsTBD
 - **April 23, 2025** – SpaceX Builders Breakfast
 - **March 25, 2025** – OCPS Builders Breakfast Update
 - **(TBD)** - Turner Construction: Convention Center Outreach

- SafetyHernandez
 - **April 25, 2025** – Demolition Safety Forum
 - **Apr 28-May 2, 2025** – Total Human Health Week
 - ABC National hosting monthly Vital Cog sessions for all members
 - **May 2, 2025** – Safety Standdown with Milwaukee
 - We will be providing the printed THH kit as a resource at the safety conference
 - **May 21, 2025** - Hurricane Preparedness class
 - **May 29, 2025** – 1st Annual Safety Champions Conference
 - 110 registered (Goal: 200). \$33,700 in sponsorships secured (Goal Net: \$30,750). 10 Exhibitors (Goal: 17).
 - Safety Committee continuing to make calls for exhibitors & sponsorships
 - Need Board to send out to all their contacts
 - 2025 STEP promotion underway – 39 completed applications (**13%** of contractor members)
 - Safety Committee promoting STEP for EIC applicants
 - ABC National STEP Workshops (virtual) are now recurring twice a month

- Special EventsScruby
 - **Spring Golf Tournaments 1 & 2 sold out!**
 - **Mar 13, 2025** – GC Connect Update: 550+ attendees

- Training DevelopmentMealor
 - **March 31 - April 9th** Stepping Up to Supervisor: 17 students
 - **NexGen:**
 - **June 3, 2025** – NexGen Graduation
 - **July 31, 2025** - Application Deadline for 2025-2026 enrollment

- Workforce Outreach.....Carter
 - **April 12, 2025** – IBuild & PIPE competition
 - **May 15, 2025** – PIPE & ICAP Graduation at Venue on Lake Lily
 - Looking for sponsors
 - Milwaukee is sponsoring the prizes for all graduates
 - **VR for ABC’s Future Workforce** is up and running

- Collegiate OutreachKrstolic
 - **April 11, 2025** - DEWALT Party for UCF and Seminole State Update
 - **April 16, 2025** – Seminole State General Body Meeting w/ LEGO Construction
 - **May 15, 2025** – Seminole State General Body Meeting w/ Blue Cord
 - **June 18, 2025** – Seminole State General Body Meeting w/ W. W. Gay
 - **April 1, 2025** – UCF General Body Meeting w/ PCL Construction
 - **April 8, 2025** – UCF General Body Meeting w/ Batson Cook

Central Florida Chapter Associated Builders and Contractors, Inc.

651 Danville Drive, Suite 200, Orlando, FL 32825
www.abccentralflorida.com | Main 407.628.2070

President & CEO Michele Daugherty
mdaugherty@abccentralflorida.org
 Direct 407.398.1272 Cell 775.530.4266

Key Contacts

Vice President & Chief Operating Officer Nancy Wray:
nwray@abccentralflorida.org
 Direct 407.398.1276 – Cell/Text 407.616.4477

Finance Manager Haleigh Palumbo:
accounting@abccf.org
 Direct 407.398.1270

- **April 10, 2025** – UCF General Body Meeting w/ Hoar Construction
- **April 15, 2025** – UCF General Body Meeting w/ Milwaukee

President & CEODaugherty

- Board member mixer – **Eola View on April 29th**
- ABC Video Watch Party – Date/Location TBD
- 2024 Review in progress

Discussion –

- Tariffs
- Immigration

Next Board Meeting is May 19, 2025 @ 3:30 p.m.

Central Florida Chapter Associated Builders and Contractors, Inc.

651 Danville Drive, Suite 200, Orlando, FL 32825
www.abccentralflorida.com | Main 407.628.2070

President & CEO Michele Daugherty
mdaugherty@abccentralflorida.org
Direct 407.398.1272 Cell 775.530.4266

Key Contacts

Vice President & Chief Operating Officer Nancy Wray:
nwray@abccentralflorida.org
Direct 407.398.1276 – Cell/Text 407.616.4477

Finance Manager Haleigh Palumbo:
accounting@abccf.org
Direct 407.398.1270

**CENTRAL FLORIDA CHAPTER
ASSOCIATED BUILDERS AND CONTRACTORS
BOARD OF DIRECTORS
MEETING MINUTES**



Location:

651 Danville Drive, Suite 200, Orlando, FL 32825

March 10, 2025

PRESIDING: Juan Garcia, PCL Construction Services, Inc.

BOARD MEMBERS PRESENT

Ray Bastin	Treasurer	Withum
Roy Burkett	Vice Chair	S. I. Goldman Company, Inc.
Jeff Carter	Director	Charles Perry Partners, Inc.
Juan Garcia	Chair	PCL Construction Services, Inc.
Roxana Hernandez	Director	Turner Construction Co.
Matt Krstolic	Director	Hensel Phelps
John Kurtz	Director	Gilbane Building Company
Mike Mealor	Director	Skanska USA Building Inc
David Schultz	Vice Chair	CEMEX
Scott Scruby	Director	Sunbelt Rentals
Chad Tinetti	Director	Tavistock Development
Oskar Torres	Director	Towers Construction Company
Matt Walton	Director	MiGre Engineers, LLC
Mark Woehrle	Director	Comprehensive Energy Services, Inc.

BOARD MEMBERS ABSENT

Julie Holmes	Immediate Past Chair	JK2 Scenic
Michael Jordan	Director	Lithko Contracting
Scott Luebbert	Director	Tri-City Electrical Contractors

BOARD MEMBERS ON ZOOM

Charles Bracco	Director	Modern Plumbing Industries, Inc
Michelle Delaney	Director	LRA Insurance
Neal Ernest	Director	Balfour Beatty
Steven Lockhart	Director	Finrock Construction, LLC
Debbie Rodriguez	Chair-Elect	Competitive Edge Partners
Jonathan Sheppard	Director	Austin Commercial
Derrick Valkenburg	Director	Shutts & Bowen

GENERAL COUNSEL

Michael C. Sasso (Absent)	General Counsel	Sasso & Sasso, P.A.
Thomas P. Wert	Vice Chair	Dean Mead Attorneys at Law

ABC STAFF PRESENT

Michele Daugherty	President & CEO
Taylor Dupree	Chapter Resources & Government Affairs
Cat Wert	Membership Directory
Nancy Wray	VP & COO

CALL TO ORDER

- **GARCIA** called the board meeting to order at 3:36PM with the Pledge of Allegiance.

CONSENT AGENDA

1. MINUTES

- All minutes will be uploaded to the new website.
- **A motion was made and seconded to approve the minutes from the February 2025 meeting. The motion passed.**

2. FINANCIALS

- **BASTIN** reviewed the final summary for January 2024.
- **A motion was made and seconded to approve the January 2024 financials. The motion passed.**

3. BYLAWS

- **A motion was made and seconded to ratify the new ABC Central Florida Bylaws. The motion passed.**

4. ABCCARES

- **A motion was made and seconded to ratify the ABCCares MOU specific to the Central Florida Chapter. The motion passed.**

5. iBuild Sponsorship

- **A motion was made and seconded to use \$10K from the Workforce Education Fund to sponsor the iBuild Invitation. The motion passed.**

LEADERSHIP REPORTS

- **GARCIA** discussed the dues increase from the ABC National board meeting in Las Vegas. 2% increase vote is required in the bylaws each year, this year they voted to approve a 4% increase.
 - There is a debate at the ABC of Florida level about drafting a letter over the continual increase in dues and the need for transparency on what the increase is going towards.
- Reminder to make the “Still to Renew” calls to finalize renewals.
 - ABC National has a hard drop date of March 31 if they have not renewed.
- Seminole State placed 7th overall at the National CMC and won 3rd place in two of the 4 categories. The UCF team won 2nd place overall, the best they’ve ever placed and the most amount of teams in the competition every before.
- **RODRIGUEZ** first Maximize of the year went well with good engagement from board and committee.

NEW MEMBER COMPANIES

All Star Fire inc.	\$6M-\$10M
Corporate Synergies	Associate
G&GA Company, Inc.	Supplier
IntelliShade	Supplier
Juan Services & Roofing, Inc.	\$1M-\$3M
Omnia Construction Group LLC	\$15M-\$20M
RMax, A Sika Company	Supplier
TaylorWorks, Inc.	Associate

A motion was made and seconded to approve the new members from February 2025. The motion passed.

COMMITTEE LIAISON REPORTS

- **TORRES** gave a membership development update.
 - 432 members paid to date; the goal is 90% retention. 41 new member so far this year.
 - The contractor percentage of members is 61%, need to get to 65%.
 - Can’t lose more than 52 members to meet retention goal, there are 92 left to renew.
 - GC Connect is this Thursday, March and is the biggest member only event of the year.
- **DELANEY** gave an update on Outreach.

- Programs committee is working on scheduling events with SpaceX, SDOC, and PCL/Brevard Zoo.
- **LOCKHART** gave a government affairs update.
 - LegCon had good turnout and appointments to discuss 3 main ABC bills. And there were some side meetings over a bad Lien Law bill, looks to be a lot of defense this session.
 - The 2026 priorities survey is live, go to www.floridavoting.org to give your input.
 - Registration is open for the State Convention in Naples, July 17-19 along with the link for the group room rate.
- **TORRES** gave an Excellence in Construction Awards Committee update.
 - First EIC workshop is tomorrow morning, March 11
 - 32 projects on the GC side, and 62 on the sub side that have submitted their intent to compete.
 - Over 80 GC letters have been sent out to subs about competing on those projects.
 - Need judges, if you have any architect/engineers/owners to judge projects. Also need more drivers.
- **BRACCO** gave an update on YP Committee.
 - March 28 is their headshots and career growth event.
- **GARCIA** gave a Programs Committee update.
 - Orlando Health was sold out, OCPS on March 25 will most likely sell out as well.
 - Looking to start limiting non-members on some of the bigger ones.
- **HERNANDEZ** gave an update on Safety.
 - Promoting the Safety Conference heavily at the GC Connect event.
 - April is THH week, most of the speakers have been secured.
- **GARCIA** gave an update on upcoming events/training
 - There are still sponsorships available for both Bay Hill Spring Golf Tournaments in April.
- **MEALOR** gave an update on the Training & Development Committee.
 - Working on a round table event for the 4th quarter focused on having multiple training seminars like MEWP safety training, CPR & First Aid, knock out a bunch of training in one day and able to pick what courses they want.
- **CARTER** gave an update on Workforce Outreach.
 - The iBuild Invitational is on April 12 at Valencia
 - The PIPE graduation is scheduled for May 16 at Leu Gardens.
- **KRSTOLIC** gave an update on Collegiate Outreach.
 - DEWALT is scheduling a part for the UCF and Seminole State students as a congrats on how well they all did at the CMC, probably in April.

PRESIDENT'S REPORT

- **DAUGHERTY** received a VR grant that is being set up in the DEWALT lab downstairs.
- Looking at movie theaters to rent out for a 75th Anniversary watch party.
- The National Gala in DC is going to be in June.
 - Let Taylor know now if you are planning to go to DC in June for planning purposes.
- Download and use the ABC Action App.

OLD BUSINESS

- **DAUGHERTY**

DISCUSSION

- Discussion on how tariffs may effect everyone and about possibly doing an ABC Action event in the future for members to have discussion.

NEXT MEETING

- April 21, 2025, at 3:30 PM.

ADJOURNMENT

- **GARCIA** adjourned the meeting at 4:58 PM.

TD 3/10/2025

**ABC of Central Florida
Financial Statements Summary**

	Jan 2025	Jan 2024	\$ Change	% Change
Cash	1,698,523.09	986,586.20	711,936.89	72.16%
Raymond James Investments	1,116,551.68	1,060,859.29	55,692.39	5.25%
Workforce Funds	314,167.38	310,393.95	3,773.43	1.22%
Total Cash/Savings	<u>3,129,242.15</u>	<u>2,357,839.44</u>	<u>771,402.71</u>	<u>32.72%</u>
Total Current Assets	3,582,054.05	2,735,619.49	846,434.56	30.94%
Total Fixed Assets	1,532,804.70	1,352,731.88	180,072.82	13.31%
Total Assets	5,115,477.05	4,088,969.67	1,026,507.38	25.10%
Total Liabilities	1,837,066.39	1,477,014.25	360,052.14	24.38%
Total Equity	3,278,410.66	2,611,955.42	666,455.24	25.52%
	Jan - Jan 2025	YTD Budget YTD	\$ Change	% Change
Total Income	171,223.99	208,742.38	(37,518.39)	-17.97%
Total Expenses	192,450.99	264,725.28	(72,274.29)	-27.30%
Other Income	14,606.92	3,684.62	10,922.30	296.43%
Net Income (Loss)	(6,620.08)	(52,298.28)	45,678.20	-87.34%

ABC of Central Florida
Financial Statements Summary

	Feb 2025	Feb 2024	\$ Change	% Change
Cash	1,460,958.60	990,808.05	470,150.55	47.45%
Raymond James Investments	1,120,724.49	1,063,373.80	57,350.69	5.39%
Workforce Funds	464,587.31	274,355.23	190,232.08	69.34%
Total Cash/Savings	<u>3,046,270.40</u>	<u>2,328,537.08</u>	<u>717,733.32</u>	<u>30.82%</u>
Total Current Assets	3,438,671.37	2,625,645.11	813,026.26	30.96%
Total Fixed Assets	1,525,254.45	1,345,750.88	179,503.57	13.34%
Total Assets	4,964,544.12	3,972,014.29	992,529.83	24.99%
Total Liabilities	1,724,076.59	1,445,972.42	278,104.17	19.23%
Total Equity	3,240,467.53	2,526,041.87	714,425.66	28.28%
	Jan - Feb 2025	YTD Budget YTD	\$ Change	% Change
Total Income	317,648.95	394,130.78	(76,481.83)	-19.41%
Total Expenses	387,598.20	501,393.70	(113,795.50)	-22.70%
Other Income	25,386.04	7,369.20	18,016.84	244.49%
Net Income (Loss)	(44,563.21)	(99,893.72)	55,330.51	-55.39%

Associated Builders and Contractors, Inc.

Balance Sheet

04/16/25

As of January 31, 2025

Accrual Basis

	Jan 31, 25	Jan 31, 24
ASSETS		
Current Assets		
Checking/Savings		
11001 · Operating Accounts		
11000 · Petty Cash	1,175.00	425.00
11026 · Winter Park Bank Oper-closed	0.00	10,368.15
11027 · Winter Park Bank Operating	1,237,824.97	530,563.42
11030 · WPNB -Money Market 4.49%	459,523.12	445,229.63
Total 11001 · Operating Accounts	1,698,523.09	986,586.20
11002 · Reserve Funds		
11010 · Raymond James Investment A..	1,116,551.68	1,060,859.29
Total 11002 · Reserve Funds	1,116,551.68	1,060,859.29
11003 · Workforce Funds		
11031-1 · WEF Investment	151,130.19	101,436.00
11031 · Winter Park Bank- Workforce	163,037.19	208,957.95
Total 11003 · Workforce Funds	314,167.38	310,393.95
Total Checking/Savings	3,129,242.15	2,357,839.44
Accounts Receivable	130,982.64	-11,097.29
Other Current Assets		
11200 · Prepaid National Dues	248,119.49	239,279.99
11210 · Prepaid State Dues	55,673.38	55,739.08
11220 · Prepaid Insurance	2,969.30	2,986.88
11230 · Prepaid Expenses	7,541.16	80,261.06
11240 · Inventory	7,525.93	10,610.33
Total Other Current Assets	321,829.26	388,877.34
Total Current Assets	3,582,054.05	2,735,619.49
Fixed Assets		
11300 · Equipment & Furniture	131,481.56	131,481.56
11321 · Building - Valencia	2,135,299.02	2,135,299.02
11325 · Building Signage	20,446.33	20,446.33
11331 · Land - Valencia	151,684.09	151,684.09
11350 · Equipment - Capital Lease	41,400.00	41,400.00
11355 · Building Tenant Improvement	546,101.55	284,569.48
11400 · Accumulated Depreciation	-1,493,607.85	-1,412,148.60
Total Fixed Assets	1,532,804.70	1,352,731.88
Other Assets		
11600 · Refundable Deposit	618.30	618.30
Total Other Assets	618.30	618.30
TOTAL ASSETS	5,115,477.05	4,088,969.67
LIABILITIES & EQUITY		
Liabilities		
Current Liabilities		
Accounts Payable	145,053.33	83,771.77
Credit Cards	33,365.28	-8,076.28
Other Current Liabilities		
2100 · Payroll Liabilities	17,456.45	0.00
22100 · Sales Tax Payable	94.14	515.68
22110 · Accrued Property Taxes	4,600.48	4,513.42
22112 · Equipment Lease - ST	0.00	8,091.92

1:15 PM

Associated Builders and Contractors, Inc.

04/16/25

Balance Sheet

Accrual Basis

As of January 31, 2025

	<u>Jan 31, 25</u>	<u>Jan 31, 24</u>
22201 · Tenant Security Deposits	4,564.30	6,776.80
22202 · Future Events Income	95,162.55	9,355.71
22203 · Member & Training Services	55,454.20	29,388.00
22204 · Renewing Member Dues- 2024	0.00	933,872.44
22208 · New Member Dues-2024	0.00	107,925.58
22209 · VIP Sponsorship	370,353.79	292,083.00
22211 · PAC Funds	25,500.00	1,947.67
22212 · Renewing Member Dues 2025	976,643.08	0.00
22213 · New Member Dues- 2025	85,155.59	0.00
22300 · Trimmer Constr. Ed. Payable	400.00	100.00
22301 · Free Enterprise All. Payable	600.00	150.00
22305 · Workforce Enhancement Fund	22,663.20	5,850.83
Total Other Current Liabilities	<u>1,658,647.78</u>	<u>1,400,571.05</u>
Total Current Liabilities	1,837,066.39	1,476,266.54
Long Term Liabilities	0.00	747.71
Total Liabilities	<u>1,837,066.39</u>	<u>1,477,014.25</u>
Equity		
31100 · Retained Earnings	3,285,030.74	2,632,910.13
Net Income	-6,620.08	-20,954.71
Total Equity	<u>3,278,410.66</u>	<u>2,611,955.42</u>
TOTAL LIABILITIES & EQUITY	<u><u>5,115,477.05</u></u>	<u><u>4,088,969.67</u></u>

Associated Builders and Contractors, Inc.
Profit & Loss Budget Performance
January 2025

	<u>Jan 25</u>	<u>Budget</u>	<u>Jan 25</u>	<u>YTD Budget</u>	<u>Annual Budget</u>
Ordinary Income/Expense					
Income					
40000 · Membership Income					
41000 · New Member Dues	7,766.08	18,750.00	7,766.08	18,750.00	225,000.00
41010 · Renewing Member Dues	88,785.74	112,698.45	88,785.74	112,698.45	1,352,381.73
41020 · Enrollment Fee	2,400.00	666.63	2,400.00	666.63	8,000.00
41030 · Membership Promotion	0.00	0.00	0.00	0.00	1,000.00
46030 · Job Site Signs Sales	473.75	350.00	473.75	350.00	4,000.00
Total 40000 · Membership Income	<u>99,425.57</u>	<u>132,465.08</u>	<u>99,425.57</u>	<u>132,465.08</u>	<u>1,590,381.73</u>
40100 · Events Income					
41040 · Regional Outreach Income	3,459.16	3,333.37	3,459.16	3,333.37	40,000.00
44000 · Meetings (Ticket Event)	43,164.35	37,075.00	43,164.35	37,075.00	105,325.00
44010 · Golf Tournaments	0.00	0.00	0.00	0.00	285,000.00
44030 · Construction Expo	0.00	0.00	0.00	0.00	136,400.00
44040 · GC Connect	-135.00	0.00	-135.00	0.00	40,500.00
44050 · EIC Construction Awards Banquet	51.00	0.00	51.00	0.00	464,550.00
44100 · Sponsored Events	6,710.00	7,320.00	6,710.00	7,320.00	56,300.00
44105 · Young Professionals Events	244.38	0.00	244.38	0.00	10,000.00
Total 40100 · Events Income	<u>53,493.89</u>	<u>47,728.37</u>	<u>53,493.89</u>	<u>47,728.37</u>	<u>1,138,075.00</u>
40200 · Training and Development Income					
43000 · Seminars Registration	6,046.20	9,864.40	6,046.20	9,864.40	192,003.40
43001 · Seminars Other Income	0.00	0.00	0.00	0.00	0.00
43035 · NEXGEN	5,863.28	6,052.23	5,863.28	6,052.23	59,470.00
43040 · Technology Conference	0.00	0.00	0.00	0.00	0.00
43041 · Project Mgmt. Institute	0.00	0.00	0.00	0.00	49,000.00
44021 · Apprenticeship Mgmt. Income	3,910.89	11,153.63	3,910.89	11,153.63	133,843.56
Total 40200 · Training and Development Income	<u>15,820.37</u>	<u>27,070.26</u>	<u>15,820.37</u>	<u>27,070.26</u>	<u>434,316.96</u>
40300 · Advertising & Marketing Income	2,484.16	1,478.67	2,484.16	1,478.67	134,155.00
Total Income	<u>171,223.99</u>	<u>208,742.38</u>	<u>171,223.99</u>	<u>208,742.38</u>	<u>3,296,928.69</u>
Gross Profit	171,223.99	208,742.38	171,223.99	208,742.38	3,296,928.69
Expense					
60000 · Membership Expenses					
61040 · Member Fees & Promotion	5,134.40	3,767.43	5,134.40	3,767.43	45,210.04
Total 60000 · Membership Expenses	<u>5,134.40</u>	<u>3,767.43</u>	<u>5,134.40</u>	<u>3,767.43</u>	<u>45,210.04</u>
60100 · Events Expense					
610402 · Regional Outreach Expense	0.00	500.00	0.00	500.00	6,000.00
64000 · Meetings (Ticket Event) Expense	20,915.68	21,782.37	20,915.68	21,782.37	52,074.00
64010 · Golf Tournaments Expense	21.40	0.00	21.40	0.00	186,788.28
64030 · Construction Expo Expense	0.00	0.00	0.00	0.00	55,000.00
64040 · GC Connect Expense	0.00	0.00	0.00	0.00	12,076.24
64050 · EIC Construction Awards Expense	133.80	0.00	133.80	0.00	280,400.00
64100 · Sponsored Events Exp	1,425.07	2,000.00	1,425.07	2,000.00	22,700.00
64105 · Young Professionals Expense	9.05	0.00	9.05	0.00	6,250.00
64107 · VIP Expenses	383.10	400.00	383.10	400.00	9,400.00
64112 · Meetings & Events General Exps.	168.47	350.00	168.47	350.00	4,200.00
Total 60100 · Events Expense	<u>23,056.57</u>	<u>25,032.37</u>	<u>23,056.57</u>	<u>25,032.37</u>	<u>634,888.52</u>
60200 · Training and Development Expense					
63000 · Seminar Expense	2,708.95	4,698.40	2,708.95	4,698.40	97,381.57
63035 · NEXGEN Expense	1,126.84	82.00	1,126.84	82.00	15,000.00
63041 · Project Mgmt. Institute Expense	0.00	0.00	0.00	0.00	17,650.00
Total 60200 · Training and Development Expense	<u>3,835.79</u>	<u>4,780.40</u>	<u>3,835.79</u>	<u>4,780.40</u>	<u>130,031.57</u>
60300 · Advertising & Marketing Expense	5,916.09	6,566.63	5,916.09	6,566.63	127,942.00

Associated Builders and Contractors, Inc.
Profit & Loss Budget Performance
January 2025

	<u>Jan 25</u>	<u>Budget</u>	<u>Jan 25</u>	<u>YTD Budget</u>	<u>Annual Budget</u>
60400 · General and Administrative					
65030 · Website	811.64	1,366.63	811.64	1,366.63	16,400.00
66050 · Personnel Expenses	91,755.23	140,687.56	91,755.23	140,687.56	1,542,999.51
66060 · Insurances	1,737.40	1,874.96	1,737.40	1,874.96	22,499.96
67050 · Staff & Team Development	127.79	625.00	127.79	625.00	7,500.00
68000 · Auto Expense	1,284.00	1,666.63	1,284.00	1,666.63	20,000.00
68200 · President's Expense	429.03	208.33	429.03	208.33	2,499.96
68210 · Board of Directors Meetings	480.00	750.00	480.00	750.00	9,000.00
68220 · Committee Meetings	40.24	291.63	40.24	291.63	3,500.00
69000 · Utilities	2,333.93	3,333.37	2,333.93	3,333.37	40,000.00
69020 · Property Taxes	4,600.48	4,600.34	4,600.48	4,600.34	55,204.30
69030 · Janitorial & Cleaning	1,153.40	1,520.87	1,153.40	1,520.87	18,250.00
69040 · Building Supplies/Maintenance	3,672.08	4,250.00	3,672.08	4,250.00	51,000.00
69100 · Administrative - Postage	-0.17	37.50	-0.17	37.50	450.00
69120 · Telephone & Data Expense	1,434.84	1,291.63	1,434.84	1,291.63	15,500.00
69190 · Computer Software	1,053.95	1,833.37	1,053.95	1,833.37	22,000.00
69200 · Leased Office Equipment	538.04	500.00	538.04	500.00	6,000.00
69210 · Office Supplies	982.17	500.00	982.17	500.00	6,000.00
69220 · Equipment R&M, Supplies	1,607.20	1,500.00	1,607.20	1,500.00	18,000.00
69300 · Advertising expense	0.00	500.00	0.00	500.00	6,000.00
69315 · Bank Charges	22.10	54.13	22.10	54.13	650.00
69325 · Interest Expense	1.71		1.71		
69340 · Professional Services	0.00	3,125.00	0.00	3,125.00	37,500.00
69350 · Taxes & Licenses	0.00	62.50	0.00	62.50	750.00
69370 · Dues, Subscript., Sponsorships	110.00	100.00	110.00	100.00	1,200.00
69400 · Depreciation	7,550.25	7,500.00	7,550.25	7,500.00	90,000.00
Total 60400 · General and Administrative	121,725.31	178,179.45	121,725.31	178,179.45	1,992,903.73
61000 · National Dues	21,896.64	31,079.40	21,896.64	31,079.40	372,952.25
61020 · State Dues	4,797.92	7,319.60	4,797.92	7,319.60	87,835.31
61100 · National Meetings	3,529.08	5,000.00	3,529.08	5,000.00	25,000.00
68110 · State Meetings	1,125.63	750.00	1,125.63	750.00	9,000.00
68180 · Chapter Planning Conference	0.00	0.00	0.00	0.00	7,500.00
68190 · Other Conferences	0.00	250.00	0.00	250.00	3,000.00
69360 · Association Meetings	0.00	0.00	0.00	0.00	0.00
69391 · Community Enrichment	1,433.56	2,000.00	1,433.56	2,000.00	24,000.00
Total Expense	192,450.99	264,725.28	192,450.99	264,725.28	3,460,263.42
Net Ordinary Income	-21,227.00	-55,982.90	-21,227.00	-55,982.90	-163,334.73
Other Income/Expense					
Other Income					
Workforce Fund, net	9.86		9.86		
47000 · Interest Income	3,768.87		3,768.87		
47010 · General Income	2.21		2.21		
47012 · Rental Income					
470122 · Lease Space					
470125 · Astronaut Lease Ste101-2,025	2,031.50	1,685.00	2,031.50	1,685.00	20,220.00
470126 · Empire Elect ste102 - 1,700	1,700.00	1,666.25	1,700.00	1,666.25	19,995.00
470128 · Second Floor Lease Space	0.00	833.37	0.00	833.37	10,000.00
Total 470122 · Lease Space	3,731.50	4,184.62	3,731.50	4,184.62	50,215.00
470123 · Classroom rental	1,768.00	541.63	1,768.00	541.63	6,500.00
470124 · Rental Supplies	50.00	208.37	50.00	208.37	2,500.00
69392 · Rental Expense	-13.69		-13.69		
Total 47012 · Rental Income	5,535.81	4,934.62	5,535.81	4,934.62	59,215.00

Associated Builders and Contractors, Inc.
Profit & Loss Budget Performance
 January 2025

	<u>Jan 25</u>	<u>Budget</u>	<u>Jan 25</u>	<u>YTD Budget</u>	<u>Annual Budget</u>
47020 · Gain (Loss) on Investment/Asset	5,640.27		5,640.27		
Total Other Income	14,957.02	4,934.62	14,957.02	4,934.62	59,215.00
Other Expense					
64021 · Apprenticeship Mgmt. Expense	350.10		350.10		
66511 · Building Fundraising Expense					
66511.4 · Lab Buildout Expense - Supplies	0.00	1,250.00	0.00	1,250.00	15,000.00
Total 66511 · Building Fundraising Expense	0.00	1,250.00	0.00	1,250.00	15,000.00
Total Other Expense	350.10	1,250.00	350.10	1,250.00	15,000.00
Net Other Income	14,606.92	3,684.62	14,606.92	3,684.62	44,215.00
Net Income	<u>-6,620.08</u>	<u>-52,298.28</u>	<u>-6,620.08</u>	<u>-52,298.28</u>	<u>-119,119.73</u>

Associated Builders and Contractors, Inc.

Balance Sheet

As of February 28, 2025

04/16/25

Accrual Basis

	Feb 28, 25	Feb 29, 24
ASSETS		
Current Assets		
Checking/Savings		
11001 · Operating Accounts		
11000 · Petty Cash	956.72	850.00
11026 · Winter Park Bank Oper-closed	0.00	3,212.08
11027 · Winter Park Bank Operating	999,178.00	540,951.90
11030 · WPNB -Money Market 4.49%	460,823.88	445,794.07
Total 11001 · Operating Accounts	1,460,958.60	990,808.05
11002 · Reserve Funds		
11010 · Raymond James Investment A..	1,120,724.49	1,063,373.80
Total 11002 · Reserve Funds	1,120,724.49	1,063,373.80
11003 · Workforce Funds		
11031-1 · WEF Investment	301,550.12	101,397.28
11031 · Winter Park Bank- Workforce	163,037.19	172,957.95
Total 11003 · Workforce Funds	464,587.31	274,355.23
Total Checking/Savings	3,046,270.40	2,328,537.08
Accounts Receivable	20,727.58	-99,741.46
Other Current Assets		
11200 · Prepaid National Dues	256,419.82	229,635.81
11210 · Prepaid State Dues	59,636.83	55,085.81
11220 · Prepaid Insurance	21,159.80	18,137.14
11230 · Prepaid Expenses	26,931.01	84,354.21
11240 · Inventory	7,525.93	9,636.52
Total Other Current Assets	371,673.39	396,849.49
Total Current Assets	3,438,671.37	2,625,645.11
Fixed Assets		
11300 · Equipment & Furniture	131,481.56	131,481.56
11321 · Building - Valencia	2,135,299.02	2,135,299.02
11325 · Building Signage	20,446.33	20,446.33
11331 · Land - Valencia	151,684.09	151,684.09
11350 · Equipment - Capital Lease	41,400.00	41,400.00
11355 · Building Tenant Improvement	546,101.55	284,569.48
11400 · Accumulated Depreciation	-1,501,158.10	-1,419,129.60
Total Fixed Assets	1,525,254.45	1,345,750.88
Other Assets		
11600 · Refundable Deposit	618.30	618.30
Total Other Assets	618.30	618.30
TOTAL ASSETS	4,964,544.12	3,972,014.29
LIABILITIES & EQUITY		
Liabilities		
Current Liabilities		
Accounts Payable	71,112.10	59,848.77
Credit Cards	-17,935.37	-8,076.28
Other Current Liabilities		
2100 · Payroll Liabilities	17,456.45	0.00
22100 · Sales Tax Payable	57.66	343.63
22110 · Accrued Property Taxes	9,200.84	9,026.84
22112 · Equipment Lease - ST	0.00	7,366.45

1:14 PM

Associated Builders and Contractors, Inc.

04/16/25

Balance Sheet

Accrual Basis

As of February 28, 2025

	<u>Feb 28, 25</u>	<u>Feb 29, 24</u>
22201 · Tenant Security Deposits	4,564.30	6,776.80
22202 · Future Events Income	107,461.11	56,437.14
22203 · Member & Training Services	54,500.37	25,077.16
22204 · Renewing Member Dues- 2024	0.00	894,159.54
22208 · New Member Dues-2024	0.00	113,002.35
22209 · VIP Sponsorship	352,962.48	277,669.64
22211 · PAC Funds	29,850.00	3,447.67
22212 · Renewing Member Dues 2025	997,718.47	0.00
22213 · New Member Dues- 2025	96,098.18	0.00
22300 · Trimmer Constr. Ed. Payable	400.00	100.00
22301 · Free Enterprise All. Payable	600.00	150.00
22305 · Workforce Enhancement Fund	30.00	-105.00
Total Other Current Liabilities	<u>1,670,899.86</u>	<u>1,393,452.22</u>
Total Current Liabilities	<u>1,724,076.59</u>	<u>1,445,224.71</u>
Long Term Liabilities	<u>0.00</u>	<u>747.71</u>
Total Liabilities	<u>1,724,076.59</u>	<u>1,445,972.42</u>
Equity		
31100 · Retained Earnings	3,285,030.74	2,632,910.13
Net Income	-44,563.21	-106,868.26
Total Equity	<u>3,240,467.53</u>	<u>2,526,041.87</u>
TOTAL LIABILITIES & EQUITY	<u><u>4,964,544.12</u></u>	<u><u>3,972,014.29</u></u>

Associated Builders and Contractors, Inc.
Profit & Loss Budget Performance
February 2025

	<u>Feb 25</u>	<u>Budget</u>	<u>Jan - Feb 25</u>	<u>YTD Budget</u>	<u>Annual Budget</u>
Ordinary Income/Expense					
Income					
40000 · Membership Income					
41000 · New Member Dues	9,637.41	18,750.00	17,403.49	37,500.00	225,000.00
41010 · Renewing Member Dues	98,773.11	112,698.48	187,558.85	225,396.93	1,352,381.73
41020 · Enrollment Fee	800.00	666.67	3,200.00	1,333.30	8,000.00
41030 · Membership Promotion	200.00	200.00	200.00	200.00	1,000.00
46030 · Job Site Signs Sales	0.00	350.00	473.75	700.00	4,000.00
Total 40000 · Membership Income	<u>109,410.52</u>	<u>132,665.15</u>	<u>208,836.09</u>	<u>265,130.23</u>	<u>1,590,381.73</u>
40100 · Events Income					
41040 · Regional Outreach Income	3,066.66	3,333.33	6,525.82	6,666.70	40,000.00
44000 · Meetings (Ticket Event)	4,291.67	2,925.00	47,456.02	40,000.00	105,325.00
44010 · Golf Tournaments	-2,550.00	0.00	-2,550.00	0.00	285,000.00
44030 · Construction Expo	0.00	0.00	0.00	0.00	136,400.00
44040 · GC Connect	-245.00	0.00	-380.00	0.00	40,500.00
44050 · EIC Construction Awards Banquet	0.00	0.00	51.00	0.00	464,550.00
44100 · Sponsored Events	5,125.00	5,500.00	11,835.00	12,820.00	56,300.00
44105 · Young Professionals Events	244.42	0.00	488.80	0.00	10,000.00
Total 40100 · Events Income	<u>9,932.75</u>	<u>11,758.33</u>	<u>63,426.64</u>	<u>59,486.70</u>	<u>1,138,075.00</u>
40200 · Training and Development Income					
43000 · Seminars Registration	3,295.00	9,864.40	9,341.20	19,728.80	192,003.40
43001 · Seminars Other Income	0.00	0.00	0.00	0.00	0.00
43035 · NEXGEN	6,263.28	6,052.23	12,126.56	12,104.46	59,470.00
43040 · Technology Conference	0.00	0.00	0.00	0.00	0.00
43041 · Project Mgmt. Institute	0.00	0.00	0.00	0.00	49,000.00
44021 · Apprenticeship Mgmt. Income	3,759.23	11,153.63	7,670.12	22,307.26	133,843.56
Total 40200 · Training and Development Income	<u>13,317.51</u>	<u>27,070.26</u>	<u>29,137.88</u>	<u>54,140.52</u>	<u>434,316.96</u>
40300 · Advertising & Marketing Income	<u>13,764.18</u>	<u>13,894.66</u>	<u>16,248.34</u>	<u>15,373.33</u>	<u>134,155.00</u>
Total Income	<u>146,424.96</u>	<u>185,388.40</u>	<u>317,648.95</u>	<u>394,130.78</u>	<u>3,296,928.69</u>
Gross Profit	146,424.96	185,388.40	317,648.95	394,130.78	3,296,928.69
Expense					
60000 · Membership Expenses					
61040 · Member Fees & Promotion	5,581.00	3,767.51	10,715.40	7,534.94	45,210.04
Total 60000 · Membership Expenses	<u>5,581.00</u>	<u>3,767.51</u>	<u>10,715.40</u>	<u>7,534.94</u>	<u>45,210.04</u>
60100 · Events Expense					
610402 · Regional Outreach Expense	39.39	500.00	39.39	1,000.00	6,000.00
64000 · Meetings (Ticket Event) Expense	1,637.27	833.33	22,552.95	22,615.70	52,074.00
64010 · Golf Tournaments Expense	40.05	0.00	61.45	0.00	186,788.28
64030 · Construction Expo Expense	3.80	0.00	3.80	0.00	55,000.00
64040 · GC Connect Expense	35.50	0.00	35.50	0.00	12,076.24
64050 · EIC Construction Awards Expense	1,020.68	0.00	1,154.48	0.00	280,400.00
64100 · Sponsored Events Exp	1,819.70	2,000.00	3,244.77	4,000.00	22,700.00
64105 · Young Professionals Expense	3.98	0.00	13.03	0.00	6,250.00
64107 · VIP Expenses	1,555.87	1,600.00	1,938.97	2,000.00	9,400.00
64112 · Meetings & Events General Exps.	1,906.08	350.00	2,074.55	700.00	4,200.00
Total 60100 · Events Expense	<u>8,062.32</u>	<u>5,283.33</u>	<u>31,118.89</u>	<u>30,315.70</u>	<u>634,888.52</u>
60200 · Training and Development Expense					
63000 · Seminar Expense	1,429.90	4,698.47	4,138.85	9,396.87	97,381.57
63035 · NEXGEN Expense	0.00	82.00	1,126.84	164.00	15,000.00
63041 · Project Mgmt. Institute Expense	0.00	0.00	0.00	0.00	17,650.00
Total 60200 · Training and Development Expense	<u>1,429.90</u>	<u>4,780.47</u>	<u>5,265.69</u>	<u>9,560.87</u>	<u>130,031.57</u>
60300 · Advertising & Marketing Expense	<u>12,888.10</u>	<u>13,008.67</u>	<u>18,804.19</u>	<u>19,575.30</u>	<u>127,942.00</u>

Associated Builders and Contractors, Inc.
Profit & Loss Budget Performance
February 2025

	<u>Feb 25</u>	<u>Budget</u>	<u>Jan - Feb 25</u>	<u>YTD Budget</u>	<u>Annual Budget</u>
60400 · General and Administrative					
65030 · Website	80.00	1,366.67	891.64	2,733.30	16,400.00
66050 · Personnel Expenses	97,576.78	122,937.45	189,332.01	263,625.01	1,542,999.51
66060 · Insurances	904.90	1,875.00	2,642.30	3,749.96	22,499.96
67050 · Staff & Team Development	382.54	625.00	510.33	1,250.00	7,500.00
68000 · Auto Expense	1,515.10	1,666.67	2,799.10	3,333.30	20,000.00
68200 · President's Expense	246.47	208.33	675.50	416.66	2,499.96
68210 · Board of Directors Meetings	0.00	750.00	480.00	1,500.00	9,000.00
68220 · Committee Meetings	167.74	291.67	207.98	583.30	3,500.00
69000 · Utilities	2,425.65	3,333.33	4,759.58	6,666.70	40,000.00
69020 · Property Taxes	4,698.59	4,600.36	9,299.07	9,200.70	55,204.30
69030 · Janitorial & Cleaning	1,153.40	1,520.83	2,306.80	3,041.70	18,250.00
69040 · Building Supplies/Maintenance	3,600.73	4,250.00	7,272.81	8,500.00	51,000.00
69100 · Administrative - Postage	-3.51	37.50	-3.68	75.00	450.00
69120 · Telephone & Data Expense	1,430.19	1,291.67	2,865.03	2,583.30	15,500.00
69190 · Computer Software	1,047.15	1,833.33	2,101.10	3,666.70	22,000.00
69200 · Leased Office Equipment	1,182.13	500.00	1,720.17	1,000.00	6,000.00
69210 · Office Supplies	381.06	500.00	1,363.23	1,000.00	6,000.00
69220 · Equipment R&M, Supplies	1,155.84	1,500.00	2,763.04	3,000.00	18,000.00
69300 · Advertising expense	0.00	500.00	0.00	1,000.00	6,000.00
69315 · Bank Charges	63.60	54.17	85.70	108.30	650.00
69325 · Interest Expense	0.00		1.71		
69340 · Professional Services	2,325.00	3,125.00	2,325.00	6,250.00	37,500.00
69350 · Taxes & Licenses	61.15	62.50	61.15	125.00	750.00
69370 · Dues, Subscript., Sponsorships	0.00	100.00	110.00	200.00	1,200.00
69400 · Depreciation	7,550.25	7,500.00	15,100.50	15,000.00	90,000.00
Total 60400 · General and Administrative	127,944.76	160,429.48	249,670.07	338,608.93	1,992,903.73
61000 · National Dues	24,916.34	31,079.35	46,812.98	62,158.75	372,952.25
61020 · State Dues	5,674.05	7,319.61	10,471.97	14,639.21	87,835.31
61100 · National Meetings	7,573.93	8,000.00	11,103.01	13,000.00	25,000.00
68110 · State Meetings	789.08	750.00	1,914.71	1,500.00	9,000.00
68180 · Chapter Planning Conference	0.00	0.00	0.00	0.00	7,500.00
68190 · Other Conferences	0.00	250.00	0.00	500.00	3,000.00
69360 · Association Meetings	0.00	0.00	0.00	0.00	0.00
69391 · Community Enrichment	287.73	2,000.00	1,721.29	4,000.00	24,000.00
Total Expense	195,147.21	236,668.42	387,598.20	501,393.70	3,460,263.42
Net Ordinary Income	-48,722.25	-51,280.02	-69,949.25	-107,262.92	-163,334.73
Other Income/Expense					
Other Income					
Student Chapter, net	0.00		0.00		
Workforce Fund, net	0.00		9.86		
47000 · Interest Income	3,364.33		7,133.20		
47010 · General Income	2.59		4.80		
47012 · Rental Income					
470122 · Lease Space					
470125 · Astronaut Lease Ste101-2,025	2,024.97	1,685.00	4,056.47	3,370.00	20,220.00
470126 · Empire Elect ste102 - 1,700	1,700.00	1,666.25	3,400.00	3,332.50	19,995.00
470128 · Second Floor Lease Space	406.86	833.33	406.86	1,666.70	10,000.00
Total 470122 · Lease Space	4,131.83	4,184.58	7,863.33	8,369.20	50,215.00
470123 · Classroom rental	755.00	541.67	2,523.00	1,083.30	6,500.00
470124 · Rental Supplies	0.00	208.33	50.00	416.70	2,500.00
69392 · Rental Expense	0.00		-13.69		


Associated Builders and Contractors, Inc.
Profit & Loss Budget Performance
 February 2025

	<u>Feb 25</u>	<u>Budget</u>	<u>Jan - Feb 25</u>	<u>YTD Budget</u>	<u>Annual Budget</u>
Total 47012 · Rental Income	4,886.83	4,934.58	10,422.64	9,869.20	59,215.00
47020 · Gain (Loss) on Investment/Asset	2,529.17		8,169.44		
Total Other Income	<u>10,782.92</u>	<u>4,934.58</u>	<u>25,739.94</u>	<u>9,869.20</u>	<u>59,215.00</u>
Other Expense					
64021 · Apprenticeship Mgmt. Expense	0.00		350.10		
66511 · Building Fundraising Expense					
66511.3 · Brick Fundraiser Expense	3.80		3.80		
66511.4 · Lab Buildout Expense - Supplies	0.00	1,250.00	0.00	2,500.00	15,000.00
Total 66511 · Building Fundraising Expense	<u>3.80</u>	<u>1,250.00</u>	<u>3.80</u>	<u>2,500.00</u>	<u>15,000.00</u>
Total Other Expense	<u>3.80</u>	<u>1,250.00</u>	<u>353.90</u>	<u>2,500.00</u>	<u>15,000.00</u>
Net Other Income	<u>10,779.12</u>	<u>3,684.58</u>	<u>25,386.04</u>	<u>7,369.20</u>	<u>44,215.00</u>
Net Income	<u>-37,943.13</u>	<u>-47,595.44</u>	<u>-44,563.21</u>	<u>-99,893.72</u>	<u>-119,119.73</u>

THE TYSON SMITH GROUP OF RJ

Raymond James & Associates
301 E PINE ST STE 1100 | ORLANDO, FL 32801 | (800) 426-7449
(407) 883-4226
thetysonsmithgroup.com
Tyson.Smith@RaymondJames.com



 CENTRAL FL CHAPTER ASSOCIATED
BUILDERS AND CONTRACTORS INC
651 DANVILLE DR STE 200
ORLANDO FL 32825-6393504

Raymond James Client Services

800-647-SERV (7378)
Monday - Friday 8 a.m. to 9 p.m. ET

Online Account Access

raymondjames.com/clientaccess

ABC - Central FL Chapter Account Summary - #700C0151

Brokerage

		This Statement	Year to Date
Value This Statement			
\$1,116,551.68			
Beginning Balance		\$1,109,058.72	\$1,109,058.72
Deposits		\$0.00	\$0.00
Income		\$1,852.69	\$1,852.69
Withdrawals		\$0.00	\$0.00
Expenses		\$0.00	\$0.00
Change in Value		\$5,640.27	\$5,640.27
Ending Balance		\$1,116,551.68	\$1,116,551.68
Dollar-Weighted Performance*			
YTD	0.66%		
2024	4.81%		

Performance Inception: 05/07/2018

Important Messages

- Your account purpose is Wealth Accumulation & Provide Income, with a moderate risk tolerance and a 10 to 20 year time horizon.



Your Portfolio

For more information,
visit raymondjames.com/clientaccess

	Quantity	Price	Value	Gain or (Loss) ^o	Estimated Annual Income
Cash & Cash Alternatives					
Raymond James Bank Deposit Program † 0.35% - Selected Sweep Option			\$531,684.43		\$1,860.89
Raymond James Bank			\$245,080.89		
Tristate Capital Bank			\$245,080.89		
Barclays Bank Delaware			\$41,522.65		
Your bank priority state: FL					
† Please see the Raymond James Bank Deposit Program on the Understanding Your Statement page.					
Estimated Income Yield for RJBDFP was calculated as of 1/31/2025.					
FIMM GOVERNMENT PORTFOLIO MONEY MARKET INSTL CL M/M (FRGXX) 4.56%	237,316.760	\$1.000	\$237,316.76		\$10,821.64
Cash & Cash Alternatives Total			\$769,001.19		\$12,682.53
Mutual Funds					
WESTERN ASSET CORE PLUS BOND FUND CL C M/F (WAPCX)	21,769.372	\$9.140	\$198,972.06	\$(36,606.41) ^B	\$7,336.28
Mutual Funds Total			\$198,972.06	\$(36,606.41)	\$7,336.28
Exchange-Traded Products (ETPs)					
INVESCO QQQ TR (QQQ)	29.000	\$522.290	\$15,146.41	\$5,493.11	\$82.53
INVESCO S&P 500 EQUAL WEIGHT ETF (RSP)	186.000	\$181.240	\$33,710.64	\$11,502.41	\$494.39
SPDR S&P 500 ETF (SPY)	78.000	\$601.820	\$46,941.96	\$24,758.22	\$551.07
VANGUARD DIVIDEND APPRECIATION ETF (VIG)	261.000	\$202.220	\$52,779.42	\$23,026.60	\$881.92
Exchange-Traded Products Total			\$148,578.43	\$64,780.34	\$2,009.91
Please see the Exchange-Traded Products on the Understanding Your Statement page.					
Portfolio Total			\$1,116,551.68	\$28,173.93	\$22,028.72

^B Please see Cost Basis on the Understanding Your Statement page regarding Open End Mutual Funds.

^o Please see Cost Basis on the Understanding Your Statement page.

Log in to Client Access at <https://www.raymondjames.com/clientaccess> to view additional position details, filter, sort, or download up to 18 months of activity and see available delivery options for account documents.



Your Activity

Date	Activity Type	Description	Quantity/ Price	Amount
Income				
01/02/2025	Dividend - Taxable	FIMM GOVERNMENT PORTFOLIO MONEY MARKET INSTL CL M/M (FRGXX) \$.00380 per share x 236,418.140 shares		\$898.62
01/02/2025	Dividend/Interest - 2024 ‡	WESTERN ASSET CORE PLUS BOND FUND CL C M/F (WAPCX) \$.02882 per share x 21,700.503 shares		\$625.33
01/31/2025	Interest at RJ Bank Deposit Program	Raymond James Bank Deposit Program		\$175.43
01/31/2025	Dividend/Interest - 2024 ‡	SPDR S&P 500 ETF (SPY) \$1.96551 per share x 78.000 shares		\$153.31
Income Total				\$1,852.69

‡ According to IRS rules, this payment was constructively received last year, although it has been paid to you this year.

Purchases, Sales and Redemptions

01/02/2025	Reinvest	FIMM GOVERNMENT PORTFOLIO MONEY MARKET INSTL CL M/M (FRGXX) \$.00380 per share x 236,418.140 shares	898.620 \$1.000	\$(898.62)
01/02/2025	Reinvest	WESTERN ASSET CORE PLUS BOND FUND CL C M/F (WAPCX) \$.02882 per share x 21,700.503 shares	68.869 \$9.07999	\$(625.33)



THE TYSON SMITH GROUP OF RJ

Raymond James & Associates
301 E PINE ST STE 1100 | ORLANDO, FL 32801 | (800) 426-7449
(407) 883-4226
thetysonsmithgroup.com
Tyson.Smith@RaymondJames.com



CENTRAL FL CHAPTER ASSOCIATED BUILDERS AND CONTRACTORS INC
651 DANVILLE DR STE 200
ORLANDO FL 32825-6393504



Raymond James Client Services

800-647-SERV (7378)
Monday - Friday 8 a.m. to 9 p.m. ET

Online Account Access

raymondjames.com/clientaccess

ABC - Central FL Chapter Account Summary - #700C0151

Brokerage

		This Statement	Year to Date
Value This Statement			
\$1,120,724.49			
Beginning Balance		\$1,116,551.68	\$1,109,058.72
Deposits		\$0.00	\$0.00
Income		\$1,643.64	\$3,496.33
Withdrawals		\$0.00	\$0.00
Expenses		\$0.00	\$0.00
Change in Value		\$2,529.17	\$8,169.44
Ending Balance		\$1,120,724.49	\$1,120,724.49
Dollar-Weighted Performance*			
YTD	1.04%		
2024	4.81%		

Performance Inception: 05/07/2018

Important Messages

- Your account purpose is Wealth Accumulation & Provide Income, with a moderate risk tolerance and a 10 to 20 year time horizon.



Your Portfolio

For more information,
visit [raymondjames.com/clientaccess](https://www.raymondjames.com/clientaccess)

	Quantity	Price	Value	Gain or (Loss) ^o	Estimated Annual Income
Cash & Cash Alternatives					
Raymond James Bank Deposit Program † 0.35% - Selected Sweep Option			\$531,824.26		\$1,861.38
Raymond James Bank			\$245,064.44		
Tristate Capital Bank			\$245,064.44		
Barclays Bank Delaware			\$41,695.38		
Your bank priority state: FL					
† Please see the Raymond James Bank Deposit Program on the Understanding Your Statement page.					
Estimated Income Yield for RJBDFP was calculated as of 2/28/2025.					
FIMM GOVERNMENT PORTFOLIO MONEY MARKET INSTL CL M/M (FRGXX) 4.39%	238,185.350	\$1.000	\$238,185.35		\$10,456.34
Cash & Cash Alternatives Total			\$770,009.61		\$12,317.72
Mutual Funds					
WESTERN ASSET CORE PLUS BOND FUND CL C M/F (WAPCX)	21,838.871	\$9.300	\$203,101.50	\$(32,476.97) ^B	\$7,425.22
Mutual Funds Total			\$203,101.50	\$(32,476.97)	\$7,425.22
Exchange-Traded Products (ETPs)					
INVESCO QQQ TR (QQQ)	29.000	\$508.170	\$14,736.93	\$5,083.63	\$82.53
INVESCO S&P 500 EQUAL WEIGHT ETF (RSP)	186.000	\$180.180	\$33,513.48	\$11,305.25	\$494.39
SPDR S&P 500 ETF (SPY)	78.000	\$594.180	\$46,346.04	\$24,162.30	\$551.07
VANGUARD DIVIDEND APPRECIATION ETF (VIG)	261.000	\$203.130	\$53,016.93	\$23,264.11	\$881.92
Exchange-Traded Products Total			\$147,613.38	\$63,815.29	\$2,009.91
Please see the Exchange-Traded Products on the Understanding Your Statement page.					
Portfolio Total			\$1,120,724.49	\$31,338.32	\$21,752.85

^B Please see Cost Basis on the Understanding Your Statement page regarding Open End Mutual Funds.

^o Please see Cost Basis on the Understanding Your Statement page.

Log in to Client Access at <https://www.raymondjames.com/clientaccess> to view additional position details, filter, sort, or download up to 18 months of activity and see available delivery options for account documents.



Your Activity

Date	Activity Type	Description	Quantity/ Price	Amount
Income				
02/03/2025	Dividend - Taxable	FIMM GOVERNMENT PORTFOLIO MONEY MARKET INSTL CL M/M (FRGXX) <i>\$.00366 per share x 237,316.760 shares</i>		\$868.59
02/03/2025	Dividend - Taxable	WESTERN ASSET CORE PLUS BOND FUND CL C M/F (WAPCX) <i>\$.02918 per share x 21,769.372 shares</i>		\$635.22
02/28/2025	Interest at RJ Bank Deposit Program	Raymond James Bank Deposit Program		\$139.83
Income Total				\$1,643.64
Purchases, Sales and Redemptions				
02/03/2025	Reinvest	FIMM GOVERNMENT PORTFOLIO MONEY MARKET INSTL CL M/M (FRGXX) <i>\$.00366 per share x 237,316.760 shares</i>	868.590 \$1.000	\$(868.59)
02/03/2025	Reinvest	WESTERN ASSET CORE PLUS BOND FUND CL C M/F (WAPCX) <i>\$.02918 per share x 21,769.372 shares</i>	69.499 \$9.13998	\$(635.22)



National Goals & Outcomes for Central Florida ABC
2019-2025 (as of 4/16/2025)

Year	Goal	Outcome
Membership Recruitment		
2019	60	81
2020	72	51
2021	81	83
2022	90	88
2023	90	87
2024	90	110
2025	90	62 (33 – 53.2% Contractors)

Year	Goal	Outcome
Membership Retention		
2019	86%, 344	86.75%, 348
2020	84%, 360	87.18%, 374
2021	—	87.5%, 371
2022	90%	86.25%, 389
2023	90%	90.6%, 433
2024	90%	82.1%, 427
2025	90%	82%, 433 (Contractor 61.2% renewal)

Overall Contractor 60.2% as of 4/9/2025

STEP (percentage based on Contractor Members)			
Year	Goal	Outcome	Count
2019	30%	31%	69
2020	30%	35%	71
2021	30%	34%	81
2022	30%	33%	87
2023	35%	35%	110
2024	40%	37%	116
2025	40%	13%	39

Year	Goal	Outcome
Trimmer		
2019		\$11,500
2020		\$13,600
2021		\$13,800
2022	\$15,000	\$16,600
2023	\$17,000	\$18,650
2024	\$20,000	\$16,900
2025	\$20,000	\$21,900

Year	Goal	Outcome
FEA		
2019	\$14,500	\$16,800
2020	\$13,000	\$20,250

2021		\$20,550
2022	\$20,000	\$24,600
2023	\$25,000	\$27,600
2024	\$30,000	\$29,328.35
2025	\$30,000	\$32,800

National PAC

2022	\$20,000	\$21,729
2023	\$22,500	\$25,346
2024	\$35,000	\$33,412.21
2025	\$35,000	\$25,445

Local PAC

2019		\$19,158+
2020		\$21,150+
2021		\$22,650+
2022	\$30,000	\$40,000+
2023	\$35,000	\$60,597+
2024	\$35,000	\$57,122.99
2025	\$35,000	\$54,350

ABC CF March 2025 Membership Statistics

March 2025 New Members:

- 25 = \$54,749 in dues
 - 13 contractor members: 3 General Contractors, 10 Subcontractors

<u>Company</u>	<u>Category</u>	<u>Primary Contact</u>	<u>Board Sponsor</u>
Action Labor/Staffing Connection	Supplier	Joe Marotta	
Allegiant Builders, LLC	Under \$1M	Casey McAlear	
ASAP Group	\$1M-\$3M	Karisa Ramkissoon	
Building Enterprise	Associate	Abdullah Khan	
Big League Construction Supply	Supplier	Chris Coghlan	M. Jordan
Bright Builder	\$1M-\$3M	David Seidell	
Centennial Bank	Associate	Trisha Delatte	
CJ Site Services LLC	\$15M-\$20M	Claudia Romagoza	
CrewSight - Assa Abloy	Associate	Andres Mejias	
Drone Over the Top	Associate	Dominique Papa	
Elite Awnings	\$1M-\$3M	Stacy Strube	
Everglades University	Associate	Charlene Purtlebaugh	
GeoStructures, Inc.	\$1M-\$3M	Sandra Rush	
HireQuest Direct	Supplier	Kailen Bielinski	
J. COSTA Group, LLC	\$1M-\$3M	Jose G. Costa	
Jollay Masonry, Inc.	\$1M-\$3M	Jo Tollefson	
Lenex Steel Company	\$1M-\$3M	John Graham	
MAVERICK FLOORING	\$1M-\$3M	Adan Duran	
Network Cabling Services, Inc.	\$3M-\$6M	Derek Horstmeyer	
PTE Systems International, LLC	Supplier	Marely Dalmau	J. Kurtz
RBI Private Lending	Associate	Dimas Ibarra	
Siemens Industries – Smart Infrastructure	\$15M-\$20M	Ryan Casper	
Sika Roofing	Supplier	Caleb Colucci	
Stone Mountain Access Systems, Inc.	Supplier	Chris Billish	
Time Machine Florida Fire & Flood	\$1M-\$3M	Tim Machuca	C. Bracco

2025 New Members as of 3/31/25:

- 58 = \$145,007 in dues

2025 Total Paid Members as of 3/31/25:

- 486 (408 this time last year)
 - 60% Contractor

2025 Renewals as of 3/31/25: (goal of 90% in both areas of renewal)

- 428 of 528 invoiced, 81% (381 of 520 this time last year, 73%)
- \$1,296,326.23 of \$1,503,125 invoiced, 86% (73% this time last year)
- 59 still to renew (**not** including drops)

2025 Drops as of 3/31/25:

- 41 (Dues lost: \$99,439.08)
 - Can not lose more than 52 to achieve 2025 renewal goals

On Reverse: Board of Directors Membership Online Resources

Board of Directors Membership Online Resources:

- **2025 Still to Renew Call Assignments** https://docs.google.com/spreadsheets/d/155OShUEBMXrKpF3GlxK-hwPNqTiMb_ETr_7upEMP5yE/edit?gid=0#gid=0
- **2025 New Member Welcome Call Assignments** <https://docs.google.com/spreadsheets/d/1Pxhg-78Z3SB7fmmldtsiCGLTYSF2m7IHSIJyrUzRTEc/edit?gid=0#gid=0>
- **2025 Dropped Members**
https://docs.google.com/spreadsheets/d/17GZEYlfHY58vl1cGX_3vmymcMIhKxqdvuPGZu2mzolc/edit?gid=0#gid=0
- **2025 Future Members**
https://docs.google.com/spreadsheets/d/17d9Jo2YKqTpG6QNLxHMNoZwpqT7gVt1CW5cavMgt_Zs/edit?gid=0#gid=0
- **2025 ABC CF Members**
<https://docs.google.com/spreadsheets/d/13uYaNLIARNAAj9VCCz54UpGgHKHwfwazlIXVFUVs8V8/edit?gid=0#gid=0>



What ABC Contractors Care About at Different Stages of Growth

\$500,000 – \$1,000,000 – Finding affordable skilled labor – Building connections for new jobs – Getting started with certifications. – Workforce development programs – Networking opportunities – Guidance on certifications like STEP and safety programs.

\$1,000,000 – \$3,000,000 – Winning more consistent work – Developing basic management skills – Reducing project risks – Access to bid opportunities – Entry-level training for owners and supervisors.– Safety resources to reduce risk.

\$3,000,000 – \$6,000,000 – Retaining skilled workers – Establishing better systems – Growing networks to secure larger jobs – Apprenticeship and training programs – Access to ABC Peer Groups – Networking events to build relationships.

\$6,000,000 – \$10,000,000 – Professionalizing the business – Enhancing leadership skills – Improving cash flow and operations – Leadership development programs – Training on cash flow and financial management– Industry-specific resources.


\$10,000,000 – \$20,000,000 – Scaling efficiently– Winning work at higher margins – Protecting the business with safety certifications – Advanced leadership training – Business development resources – STEP safety certification support.

\$20,000,000 – \$50,000,000 – Building a strong brand in the market– Attracting and retaining top talent– Expanding operations – Advocacy and brand-building opportunities – Training programs for talent retention – Market insights and tools.

\$50,000,000 – \$100,000,000 – Navigating complex projects– Staying competitive with technology– Reducing legal and compliance risks – Advanced training for managers and teams – Advocacy on regulations and compliance – Networking with large peers.

\$100,000,000 – \$250,000,000 – Influencing policy and regulations – Driving company-wide efficiency – Retaining high-level talent – Direct advocacy and lobbying support – Executive-level peer groups – High-impact training for senior leadership.

Over \$250,000,000 – Shaping the industry's future – Expanding nationally or globally – Benchmarking against industry leaders – Leadership roles in advocacy and industry initiatives – Benchmarking data and market analysis – Exclusive events.



STATE OF CONSTRUCTION

MAY 13, 2025 | 11:30 A.M. TO 1 P.M.

MAITLAND CIVIC CENTER

641 Maitland Ave S, Maitland, FL 32751

Join Us

for the third annual State of
Construction, hosted by iBuild
Central Florida.

This event is a key opportunity to engage elected officials on the critical shortage of skilled tradespeople in the construction industry and showcase how schools, apprenticeship programs, and industry leaders are working together to bridge the gap.

**Be part part of the conversation shaping
the future of our workforce.**

Registration Options

Individual Seats \$100

Sponsorship Opportunities

Presenting Sponsor \$5,000

Speaker Sponsor \$3,500

Lunch Sponsor \$2,000

Table Sponsor \$800



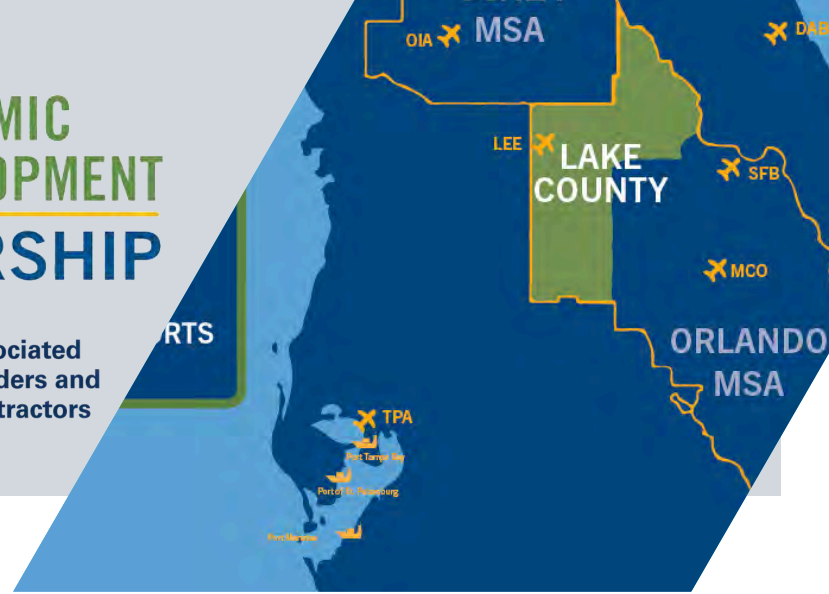
Scan to
Register!

iBuild Central Florida is a non-profit that builds partnerships with education, industry, and the community to provide pathways toward rewarding careers in construction.

www.ibuildcentralflorida.com/stateofconstruction

LEAD

LAKE ECONOMIC
AREA DEVELOPMENT
PARTNERSHIP



“WE BUILD LAKE”

DEVELOPER

Council & Network Meeting

Join us to guide the discussion of emerging trends and needs within the development and construction industry. Engage with like-minded individuals to enhance and grow Lake’s Economy. Learn about future employment centers in Wellness Way that will transform Clermont by boosting wages and job opportunities in Central Florida.



Register Here!

MAY 6TH, 2025

4-7pm

**Southern Hill Farms
16651 Schofield Rd, Clermont,
FL 34714**





CRAWFISH AND CONVERSATION

Premier Sponsors



A Spicy Take on the Legislative Hobnob

Get ready for a night of spicy crawfish, cold drinks, and real conversations with members of the construction industry, local and state representatives, school board members, and commissioners to discuss the policies and regulations that impact your businesses.

This is your chance to make your voice heard, network with industry leaders, and enjoy a true Southern-style crawfish boil with great company. Don't miss out on this powerful mix of advocacy and good eats!



Wednesday
May 21, 2025



Time
5:30-7:30PM



The Pines at Windermere
3409 Maguire Rd.
Windermere, FL

Register



PARTNERING ASSOCIATIONS



CONNECT | EDUCATE | ADVOCATE

651 DANVILLE DR., SUITE 200, ORLANDO, FL 32825
407.628.2070 | ABCCENTRALFLORIDA.COM



Builders' BREAKFAST



Peter Dufty
Lead Construction
Projects - Florida,
SpaceX

Mission SpaceX: Build for the Future

Join ABC Central Florida for a stellar morning with SpaceX, where we'll explore their upcoming projects and how you can get involved. This is your chance to connect, bid, and build with one of the most innovative companies in the galaxy!

SPACEX



**April 23,
2025**



**ABC Office
651 Danville Dr.,
Suite 200, Orlando,
FL 32825**



**7:30 - 9:00
AM**



**Members - \$25
Future Members - \$50**

CHOICE VIP SPONSORS

- Andrew General Contractors, Inc.
- Certified Slings & Supply
- Competitive Edge Partners & Consulting, LLC
- Dean Mead Attorneys At Law
- Finrock Construction, LLC
- GD Pro Services
- Hartford South, LLC
- MMR Group, Inc.
- Saltmarsh, Cleaveland & Gund CPA's
- Southeastern Surveying & Mapping Corp.
- Shutts & Bowen LLP
- Turner Construction Company
- Waste Pro USA
- Winter Park National Bank
- Withum

**Scan QR code
to learn more**



Demolition Safety Forum: Best Practices for Managing Hazardous Materials

April 25, 2025
8:00 AM - 9:30 AM

Join us at the Demolition Safety Forum for an eye-opening session on "Best Practices for Managing Hazardous Materials"! Discover cutting-edge techniques and innovative solutions that ensure safety and efficiency in demolition projects. You'll be able to network with industry leaders, gain invaluable insights, and elevate your expertise to new heights.

Don't miss this opportunity to be at the forefront of safety innovation—reserve your spot today and be part of the change!

**This forum is free,
but please sign up!**



CONTINENTAL BREAKFAST WILL BE PROVIDED



May 21, 2025
8:00 am - 9:30 am

ABC Office
651 Danville Drive, Suite 200
Orlando, FL 32825

Hurricanes, with peak wind speeds exceeding 186 mph, have the potential to cause devastating damage to structures under construction. Proper planning is essential to safeguard your construction site and minimize the risks posed by these powerful storms.

The hurricane season starts on June 1. This year, researchers predict an active season with 23 named storms, of which 11 could escalate to hurricanes, including five reaching category 3 strength or higher. This represents about 170% more storm activity compared to an average year, underscoring the critical need for preparedness.

Who should attend?

- Project managers
- Project Superintendents
- Safety Managers
- Crew Managers
- Front Line Managers

Topics:

- The 5 phases of a Hurricane Action Plan
- 5 Checklists for each Phase
- Preparing Your Response and Recovery Teams
- Preparation Materials and Equipment
- Communications
- Recovery Operations
- Worker Safety

\$50/ Members

\$75/ Non-members



SCAN QR CODE TO REGISTER TODAY

For additional information call 407.628.2070 or email training@abccf.org.

Includes a Construction Site Hurricane Protection Manual, Hurricane Toolkit for construction, and a Hurricane Preparedness Checklist.

Presenters:

Mark Kozloski, Director of Safety/Training, Tri-City Electrical Contractors, Inc.
Josiha Schuh, Director of Safety/Training, Tri-City Electrical Contractors, Inc.



2025 SAFETY CHAMPIONS CONFERENCE

On May 29th, join us for a day fully devoted to the world of safety! You will experience various safety trainings, hands-on interaction with advanced safety equipment and technology, and networking opportunities with fellow safety professionals and construction business owners.

Sponsorships are available!



Thursday

May 29, 2025



Time

7:30 AM - 4:30 PM



Marriott Orlando Downtown

400 W. Livingston St
Orlando, FL 32801

JOIN US

Questions? Contact safety@abccf.org or call 407.628.2070



Scan Here to Register!



2025 SAFETY CHAMPIONS CONFERENCE SPONSORSHIP OPPORTUNITIES

TITLE - \$10,000

Sponsor logo prominently positioned on event website, dedicated email and social media posts, printed Conference material and event signage at conference
Premier Exhibitor space
(4) Conference Passes
Conference Bag Insert – Bags are distributed to all conference attendees

KEYNOTE - \$9,000 **SOLD** -

Sponsor logo prominently positioned on event web site, dedicated email and social media posts, printed Conference material and event signage at conference
Introduce the Keynote Speaker
Premier Exhibitor space
(3) Conference Passes
Conference Bag Insert – Bags are distributed to all full conference attendees

PROGRAM - \$5,000

Sponsor's logo prominently featured on conference program, on event website, & event signage at conference
Premier Exhibitor space
(2) Conference Passes
Conference Bag Insert – Bags are distributed to all full conference attendees

CONTINENTAL BREAKFAST - \$2,000 **SOLD**

Sponsor logo prominently positioned at Continental Breakfast, printed Conference material, & event signage at conference
(2) Conference Passes
Conference Bag Insert – Bags are distributed to all full conference attendees

LUNCH - \$3,000 **SOLD**

Sponsor logo prominently positioned at Lunch, printed Conference material, & event signage at conference
Premier Exhibitor space
(2) Conference Passes
Conference Bag Insert – Bags are distributed to all full conference attendees

BADGE - \$1,500 **SOLD**

Sponsor logo printed on each attendee's name badge

CHEERS TO SAFETY RECEPTION - \$1,500 **SOLD**

Sponsor logo prominently positioned at Reception, printed Conference material, & event signage at conference
(1) Conference Pass

ENTERTAINMENT - \$1,000

Sponsor logo on signage for entertainment

NAPKIN - \$1,000

Sponsor logo printed on cocktail napkins for reception

SAFETY BREAK ZONES - \$1,000 **SOLD**

Sponsor logo prominently positioned at break stations

CENTERPIECE - \$750 **SOLD**

Sponsor logo prominently positioned on reception tables

FIRST AID CPR/AED TRAINING



Do you have the lifesaving CPR and First-Aid skills needed to help co-workers or customers in an emergency situation?

Learn to be prepared for emergencies, prevent injuries, and respond calmly and effectively when emergencies strike

COURSE OFFERINGS

Offering 1: January 23, 2025 | 8:00 am - 1:00 pm

Offering 2: June 5, 2025 | 8:00 am - 1:00 pm

Offering 3: October 23, 2025 | 8:00 am - 1:00 pm

Check your cards - certifications expire every two years

Registration available online at abccentralflorida.com/events/calendar or scan the QR code.
Pre-registration available only online

A cancellation number will be issued for requests that are received by 5 p.m. 5 days before the event. Any requests for a refund made after this date will not be processed.



ABC Office | 651 Danville Drive
Orlando, FL 32825

\$65 (ABC CF members)
\$75 (Non-members)

4-Day

OSHA 30-HOUR OUTREACH TRAINING

OSHA recommends workplace safety training for a safe and healthful work environment, specifically for hazard avoidance on the job site.

OSHA 30-Hour Construction training is a great method for educating construction workers and supervisors about OSHA safety standards. Students who complete this OSHA-authorized course will receive an official OSHA card from the U.S. Department of Labor (DOL). This OSHA Outreach training is a comprehensive overview of standards that OSHA has set in place for job site safety, specifically structured for hazard identification, avoidance, control and prevention.

This course content includes:

- Introduction to OSHA standards
- OSHA General duty & competent clause
- Excavation, trenching & shoring.
- Electrical
- Fall Protection
- Handling, storage, and disposal of materials
- Ladders and stairways
- Cranes, derricks, hoists, elevators, and conveyors
- Students will also learn about elective items of their choosing and practical application.

For additional information call us or email classes@abccf.org.

2025 DATES

May 13, 14, 20, 21
8:00 AM - 4:30 PM

November 4, 5, 11, 12
8:00 AM - 4:30 PM

LOCATION:

ABC, 651 Danville Drive
Orlando, FL 32825

COST:

ABC Member - \$249
Non member - \$269

(Lunch will be provided)

**SCAN
QR CODE
TO SELECT
DAYS AND
REGISTER
TODAY**



A cancellation number will be issued for requests that are received by 5 p.m. 5 business days prior to the first class. Any requests for a refund made after this date will not be processed.



Bowling Tournament

WHEN



June 11, 2025
4:30 PM - 7:30 PM

WHERE



Boardwalk Bowl
Entertainment Center
10749 E Colonial Dr.,
Orlando, FL 32817

RSVP HERE



Earn major bragging rights and show off your bowling skills at the first ever ABC CF YP Bowling Tournament!

Bring your colleagues, supervisors, and mentors for an afternoon of fun with drinks, food, team building and networking.



A photograph of several bowling balls in a bowling alley. The balls are in various colors including yellow, blue, green, and purple. The background is blurred, showing the bowling lanes and bright lights.

Bowling Tournament Sponsorships

Event Sponsor - \$1,000

Logo on all event signage throughout the tournament floor, recognition and 1 bowling team of 5 players

Bar Sponsor - \$800

Logo on bar signage, recognition during awards and 1 bowling team of 5 players

Food Sponsor - \$800

Logo on buffet signage, recognition during awards and 1 bowling team of 5 players

Trophy Sponsor - \$300

Logo on event signage and recognition during awards

2025 Training Schedule

Training today for the future of tomorrow

APRIL

- 11 Construction Estimating Principles & Application (V)
- 15 Fall Protection Certification Training
- 16 Reading Construction Documents (V)
- 21 Bluebeam Baseline Basics (V)
- 23 Bluebeam Basics Materials Takeoffs & Estimates (V)
- 23 Contract Negotiations Workshop
- 24 Bluebeam Advanced Materials Takeoffs & Estimates (V)
- 25 Safety Forum
- 28 Total Human Health Week begins
- 29 Bluebeam for Administrative Professionals (V)

MAY

- 12 Intro to Construction Estimating begins
- 13 OSHA 30-Hour begins
- 15 MEWP Certification Training
- 21 Hurricane Preparedness
- 29 Forklift Certification Training
- 29 Safety Champions Conference

JUNE

- 2 ADEPT Leadership begins (V)
- 3 NEXGEN Graduation
- 5 MEWP Certification Training
- 5 CPR/First Aid/AED
- 17 Forklift Certification Training

JULY

- 15 Basic Blueprint Reading begins
- 16 Lien Law Level One
- 22 Fall Protection Certification Training

AUGUST

- 5 Construction Estimating Principles & Application (V)
- 6 Reading Construction Documents (V)
- 7 MEWP Certification Training
- 11 Bluebeam Baseline Basics (V)
- 12 OSHA 10-Hour begins
- 13 Bluebeam Basics Materials Takeoffs & Estimates (V)
- 14 Bluebeam Advanced Materials Takeoffs & Estimates (V)
- 19 Bluebeam for Administrative Professionals (V)
- 19 Forklift Certification Training
- 20 Lien Law Level Two

SEPTEMBER

- 9 Win Work with your Financial Statements
- 11 MEWP Certification Training
- 15 Stepping Up to Supervisor begins
- 22 ADEPT Leadership begins (V)
- 23 Forklift Certification Training

OCTOBER

- 7 Contract Negotiations Workshop
- 7 Basic Blueprint Reading begins
- 21 Fall Protection Certification Training
- 23 CPR/First Aid/AED

NOVEMBER

- 4 OSHA 30-Hour begins
- 6 MEWP Certification Training
- 11 Construction Estimating Principles & Application (V)
- 12 Reading Construction Documents (V)
- 17 Bluebeam Baseline Basics (V)
- 18 Construction 101 begins (V)
- 18 Forklift Certification Training
- 19 Bluebeam Basics Materials Takeoffs & Estimates (V)
- 20 Bluebeam Advanced Materials Takeoffs & Estimates (V)
- 25 Bluebeam for Administrative Professionals (V)

DECEMBER

- 2 Construction 201 begins (V)
- 7 Confined Space & Excavation Safety

Updated: 4.16.2025

2025 Upcoming Events

APRIL

- 21 Spring Golf Tournament #1
-Arnold Palmer's Bay Hill Golf Club
- 28 Spring Golf Tournament #2
-Arnold Palmer's Bay Hill Golf Club

MAY

- 06 LEAD "We Build Lake" Developer Council Meeting
-Southern Hill Farms
- 21 Legislative Hobnob
- 22 Maximize Your Membership
- 29 Safety Champions Conference

JUNE

- 3 NEXGEN Graduation
- Harry P Leu Gardens
- 11 YP: Bowling Tournament
- 27 Contractors HR Peer Group

JULY

- 17-19 ABC FL State Convention
- Naples Grande Resort

AUGUST

- 15 Casino Night Fundraiser
- Orlando Science Center
- 15 Contractors HR Peer Group: Workplace Safety
- 19 YP: Trivia Night
- 21 Maximize Your Membership
ABC on Tap

SEPTEMBER

- 18 Construction Expo
-Central Florida Fairgrounds
Fall Golf Tournament #1
Fall Golf Tournament #2

OCTOBER

- 10 Contractors HR Peer Group
- 18 EIC Awards Banquet
-Hilton Orlando
- 30 ABC on Tap
- Johnny's Other Side

NOVEMBER

- 05 Committee Open House
- 06 Sporting Clays Shoot
-Blackjack Sporting Clays
- 13 Maximize Your Membership

DECEMBER

- 05 Contractors HR Peer Group
- 04 Chili Cook Off
Holiday Party & Toy Drive
YP: Winter Olympics

Updated: 4.16.2025