



Central Florida Chapter
Associated Builders and Contractors, Inc.
Board of Directors Meeting
August 18, 2025
 Connect | Educate | Advocate

Location: ABC, 651 Danville Drive, Suite 200, Orlando, FL 32825 – Juan Garcia, Chair, presiding

ABC Central Florida Value Proposition: ABC helps our members develop people, win work and perform that work safely, ethically, profitably for the betterment of the communities where we work and live.

- Call to Order Garcia
- Invocation Garcia
- Pledge of Allegiance and Welcome Garcia

Consent Agenda

- o Approval of Minutes - June 2025 (Action Item) p.3Schultz
- o Approval of Financials: May & June Final, July Draft (Action Item) .p.7.....Bastin
- o Approval of New June & July 2025 Members (Action Item) .p.33 & 34Garcia

New Business

- ChairGarcia
 - o 2026 Executive Committee Slate
 - o Nominations Committee - Candidate Update p.32
 - o Vice President Search update
 - o Board New Member Recruiting p.35

- Past ChairHolmes
 - o **August 28, 2025 – ABC on Tap – Boardwalk Bowl, Brooklyn South Bar**
 - o **November 5, 2025 – Committee Open House**

- Chair- Elect.....Rodriguez
 - o **August 20, 2025 - ABC Movie Premiere - Regal Winter Park Villages**
 - o New Membership Welcome Reception following the meeting

Committee Liaison Reports

- o Membership Development..... Torres
 - Recruitment and Retention efforts
 - **August 21, 2025 - Maximize your Membership**
 - **September 10, 2025 - Future Member Event**
 - **October 2, 2025 - Membership Blitz**
- o Regional Outreach Delaney
 - Debbie coordinating a meeting with RoMac for a Lake County Event
 - Osceola School District event being scheduled
 - Mixer- James Co. Event in September/October
 - New Staff Member- Nancy DeCaul
- o Government Affairs Lockhart
 - State Planning Conference and 2026 Legislative Priorities Update
- o Excellence in Construction Torres
 - **October 18, 2025 - EiC Banquet (Get your tables now!)**
- o Young ProfessionalsBracco/Jordan
 - **June 19, 2025 - YP Trivia Night**
 - **October 23 - YP Olympics**
- o Programs..... Ernest
 - **September 11, 2025 - Builder's Breakfast**
- o Safety..... Hernandez
 - 2025 STEP promotion underway-119 completed applications (36% of contractor members)
 - **August 19, 2025 - Forklift Operator Certification Training (Sunbelt Rentals)**
 - Contractors HR Peer Group sessions have been planned for all of 2026
- o Special Events Scruby
 - **September 18, 2025 - Construction Expo-Invite your contacts!**
 - **September 29, 2025 - Fall Golf**
 - **October 6, 2025 - Fall Golf**

- o Training Development
 - **September 15, 2025** - NexGen Kick-off Meeting-Largest Class!
 - **October 24, 2025**- EdTech Summit
 - **Sunbelt Equipment Training**

- o Workforce OutreachCarter
 - **August 15, 2025** - Casino Night
 - **September 19, 2025** - ACT's Annual Charity Golf Tournament
 - **September 26, 2025** - iBowl for iBuild

- o Apprenticeship.....Burkett
 - **192 Plumbing Apprentices** - Total# of New Apprentices 85!
- o Collegiate Outreach.....Krstolic
- o President & CEODaugherty
 - **July 12, 2025** -ABC Family BBQ at Trotwood Park, Winter Springs
 - **September 29 - Oct. 1** - ABC Construction Project Owners Summit
 - September is Suicide Prevention Month
 - Big Beautiful Bill
 - PLA
 - Trump administration will continue enforcing former President Joe Biden's Executive Order 14063 and its final rule mandating project labor agreements on federal construction projects valued at \$35 million or more.
 - Directory
 - Top Story

- Open Discussion.....Garcia

Next Board Meeting is September 15, 2025 @ 3:30 p.m.

Online resources www.abccentralflorida.com/bod

**CENTRAL FLORIDA CHAPTER
ASSOCIATED BUILDERS AND CONTRACTORS
BOARD OF DIRECTORS
MEETING MINUTES**



Location:

651 Danville Drive, Suite 200, Orlando, FL 32825

June 16, 2025, 2025

PRESIDING: Juan Garcia, PCL Construction Services, Inc.

BOARD MEMBERS PRESENT

Ray Bastin	Treasurer	Withum
Charles Bracco	Director	Modern Plumbing Industries, Inc
Roy Burkett	Vice Chair	S. I. Goldman Company, Inc.
Michelle Delaney	Director	LRA Insurance
Juan Garcia	Chair	PCL Construction Services, Inc.
Roxana Hernandez	Director	Turner Construction Co.
Julie Holmes	Immediate Past Chair	JK2 Scenic
Michael Jordan	Director	Lithko Contracting
Matt Krstolic	Director	Hensel Phelps
John Kurtz	Director	Gilbane Building Company
Debbie Rodriguez	Chair-Elect	Competitive Edge Partners
Scott Scruby	Director	Sunbelt Rentals
Jonathan Sheppard	Director	Austin Commercial
Chad Tinetti	Director	Tavistock Development
Oskar Torres	Director	Towers Construction Company
Derrick Valkenburg	Director	Shutts & Bowen
Matt Walton	Director	MiGre Engineers, LLC
Mark Woehle	Director	Comprehensive Energy Services, Inc.

BOARD MEMBERS ABSENT

Shane Burnsed	Director	Gilbane Building Company
Jeff Carter	Director	Charles Perry Partners, Inc.
Neal Ernest	Director	Balfour Beatty
Steven Lockhart	Director	Finrock Construction, LLC
Scott Luebbert	Director	Tri-City Electrical Contractors
David Schultz	Vice Chair	CEMEX

BOARD MEMBERS ON ZOOM

GENERAL COUNSEL ABSENT

Michael C. Sasso	General Counsel	Sasso & Sasso, P.A.
Thomas P. Wert	Vice Chair	Dean Mead Attorneys at Law

ABC STAFF PRESENT

Michele Daugherty	President & CEO
Taylor Dupree	Chapter Resources & Government Affairs
Cat Wert	Membership Director
Nancy Wray	VP & COO

ABC GUEST

Heather Mosier	CRI
----------------	-----

CALL TO ORDER

- **GARCIA** called the board meeting to order at 3:32PM with the Pledge of Allegiance.

CONSENT AGENDA

1. **MINUTES**
 - All minutes will be uploaded to the new website.
 - **A motion was made and seconded to approve the minutes from the May 2025 meeting. The motion passed.**
2. **FINANCIALS**
 - **BASTIN** reviewed the final summary for April 2025 and draft for May 2025.
 - **A motion was made and seconded to approve the April 2025 financials. The motion passed.**

LEADERSHIP REPORTS

- **GARCIA** gave an update on the upcoming National Board meeting in D.C next week.
 - Reviewed final language for the 2% dues increase that ABC National has proposed. David Turcious with Gulf Coast Chapter plans to make a motion for more transparency with National’s financials and if there is a need for the dues increase.
 - Mike Mealor with Skanska is no longer on the board, planning to leave the seat vacant until 2026.
- **HOLMES** encouraged the board to sign up themselves and employees for the BBQ Bash on July 12 at Trotwood Park. Bring your whole family!
- **RODRIGUEZ** gave a recap on the Safety Champions Conference.
 - Over 200 people registered, the event was a success and has had great responses in a follow up survey. Planning has begun for hold it again in 2026.
 - It’s Summer Camp season! iBuild camp is lining up field trips for the 6 week program. ACT Camp is in its second week at ABC. Habitat for Humanity Camp in Lake County was well attended, as was the NAWIC Girls Camp. Seen a big uptick in participation in these camps from five years ago.
 - NEXGEN Graduation was June 3 and had a great turnout and had great speakers. Applications are being accepted now for the next session.

GUEST

- **MOSIER** gave an overview of the 2024 review, 2023 was an audit year. Large increase in revenue due to membership increases and additional events. \$250K primarily for building maintenance. \$270K brought in for apprenticeship management for PIPE.

NEW MEMBER COMPANIES

Advanced Floor and Wall Concepts, LLC	\$3M-\$6M
Ardmore Roderick	\$1M-\$3M
B & B Oil Company, Inc.	Supplier
Dorothy Builds, LLC	\$1M-\$3M
Huble Contractors LLC	\$1M-\$3M
Minerva Engineering	Associate
Pirtle Construction Company	Over \$50M
Scorpio	\$20M-\$50M
SmartBarrell	Supplier
Specialized Communications Solutions, LLC	\$1M-\$3M
Teggcrete, LLC	\$1M-\$3M
Top Tile & Stoneworks	\$10-\$15M

A motion was made and seconded to approve the new members from May 2025. The motion passed.

COMMITTEE LIAISON REPORTS

- **TORRES** gave a membership development update.
 - 443 companies renewed out of 528. 78 drops.
 - 90 new members goal has just been reached. We still need at least 30 new members this year to reach the growth percentage goal for this year. Need to be contractor members to keep the over 60% percentage contractor rate up.
 - Board to complete their two new contractor members for 2025 as well as their new member welcome calls.
 - The next new member reception will be after the August board meeting.
- **DELANEY** gave an update on Outreach.
 - June 17 is a We Build Lake HR Summit in Tavares. Free for ABC members to attend.
- **WALTON** gave a government affairs update.
 - Governor DeSantis signed both the Apprenticeship and Construction Regulations bill.
 - Trump administration has no rescinded Biden's PLA requirement on Federal projects over \$35 million.
 - Hobnob had good turn out although it was light on elected officials, those who were there were happy to be there.
 - State Convention group room block deadline is June 17.
 - Take the 2026 priorities survey, www.floridavoting.com
 - Gray|Robinson had a fundraiser for Senator Ashley Moody.
 - 2026 LegCon registration is open, January 21-22, 2026, at Hotel Duval.
- **TORRES** gave an Excellence in Construction Awards Committee update.
 - 99 companies entered this year, 225 project entries.
 - Still need judges and drivers.
- **BRACCO** gave an update on YP Committee.
 - The June bowling tournament was sold out! The event was "awesome".
 - Working on their Trivia night on August 19 at Rockpit Brewing.
 - Looking for potential committee members for 2026. Reach out to Anna Munzberg with CEP or Payne Kitchens with Brasfield & Gorrie.
- **GARCIA** gave a Programs Committee update.
 - The Builders' Breakfasts are still selling out. The next Breakfast is on July 1, only a few spots left.
 - July 9 there will be an event with Turner and OCCC at the ABC office.
- **HERNANDEZ** gave an update on Safety.
 - Give any feedback on the Safety Conference to Roxanna and she will get it to the Safety Committee for the 2026 Safety Conference planning. Next year plan to have NARCAN training as well.
 - Looking for ideas for a different location for 2026.
 - STEP is at 21%, looking for 40% this year. The percentage so far went down some due to all the new members gained this year.
- **SCRUBY** gave an update on Special Events
 - August ABC on Tap will be at Boardwalk Bowl
 - The committee is planning already for 2026.
 - Sign up for your expo booth if you have not already done so.
- **GARCIA** gave an update on the Training & Development Committee.
 - NEXGEN Applications are being accepted. Only 3 board member companies have registered so far.
 - Working on finalizing a training and tech conference on October 23. It will be the UCF Creative Village downtown.

- **BURKETT** gave an update on Workforce Outreach.
 - Get your party pack for Casino Night now!
 - Amazon wish list for Casino Night will be out soon.
 - There will be a wine pull again this year after last years success.
- **KRSTOLIC** gave an update on Collegiate Outreach.
 - January 30 will be the Collegiate Golf Tournament in 2026. Planning to have a meeting with both student chairs and committee chair about budget over the summer.
 - Looking at setting up some mini student chapters at the trade schools.

PRESIDENT'S REPORT

- **DAUGHERTY** went over some upcoming deadlines and other pertinent information.
 - August 29 is the deadline for AQC recertification. October 24 is the deadline for new.
 - Reminder of member discounts.
 - New Health and Safety Performance report is out from ABC National.
 - ABCares sent out an email raising money for the families of the two individuals who tragically lost their lives last week on the jobsite in Brevard County on the new hospital site. Keep Baker Construction and Gilbane in your thoughts. Special thank you to CEP for going out to the jobsite to do the clean-up for them.
 - 75th Anniversary Video watch party is working on being scheduled at a movie theater. Bring a prospect to network and learn about ABC.
 - ABC National sent out a link with all the immigration resources available to members. Be careful if you get a call from anyone looking to talk about the skilled workforce shortage.
 - Crisis management resources are also available to members, no one ever wakes up expecting a crisis but there are resources for accidents, legal, etc.

OPEN DISCUSSION

- ABC submits bills federally every year for different types of immigration reform to fast track visas for construction workers, etc.

NEXT MEETING

- August 18, 2025, at 3:30 PM, followed by a new member reception.

ADJOURNMENT

- **GARCIA** adjourned the meeting at 5:04 PM. New member reception followed.

TD 6/16/2025

**ABC of Central Florida
Financial Statements Summary**

	May 2025	May 2024	\$ Change	% Change
Cash	1,527,642.03	908,401.91	619,240.12	68.17%
Raymond James Investments	1,271,945.17	1,066,853.30	205,091.87	19.22%
Plumbing/Workforce Funds	411,371.69	269,168.59	142,203.10	52.83%
Total Cash/Savings	<u>3,210,958.89</u>	<u>2,244,423.80</u>	<u>966,535.09</u>	<u>43.06%</u>
Total Current Assets	3,446,876.34	2,468,559.14	978,317.20	39.63%
Total Fixed Assets	1,553,861.18	1,325,168.13	228,693.05	17.26%
Total Assets	5,001,355.82	3,794,345.57	1,207,010.25	31.81%
Total Liabilities	1,487,276.53	1,200,806.64	286,469.89	23.86%
Total Equity	3,514,079.29	2,593,538.93	920,540.36	35.49%
	Jan - May 2025	YTD Budget YTD	\$ Change	% Change
Total Income	1,335,510.74	1,275,572.85	59,937.89	4.70%
Total Expenses	1,233,410.73	1,397,779.99	(164,369.26)	-11.76%
Other Income	34,487.81	74,191.09	(39,703.28)	-53.51%
Net Income (Loss)	136,587.82	(48,016.05)	184,603.87	-384.46%

**ABC of Central Florida
Financial Statements Summary**

	Jun 2025	Jun 2024	\$ Change	% Change
Cash	1,045,060.75	845,132.37	199,928.38	23.66%
Raymond James Investments	1,783,303.16	1,071,471.86	711,831.30	66.43%
Plumbing/Workforce Funds	402,284.33	269,210.99	133,073.34	49.43%
Total Cash/Savings	<u>3,230,648.24</u>	<u>2,185,815.22</u>	<u>1,044,833.02</u>	<u>47.80%</u>
Total Current Assets	3,250,117.72	2,277,693.70	972,424.02	42.69%
Total Fixed Assets	1,545,328.76	1,318,547.38	226,781.38	17.20%
Total Assets	4,796,064.78	3,596,859.38	1,199,205.40	33.34%
Total Liabilities	1,275,391.03	1,030,337.22	245,053.81	23.78%
Total Equity	3,520,673.75	2,566,522.16	954,151.59	37.18%
	Jan - Jun 2025	YTD Budget YTD	\$ Change	% Change
Total Income	1,560,124.38	1,454,807.62	105,316.76	7.24%
Total Expenses	1,462,156.40	1,646,140.08	(183,983.68)	-11.18%
Other Income	45,214.30	89,029.30	(43,815.00)	-49.21%
Net Income (Loss)	143,182.28	(102,303.16)	245,485.44	-239.96%

**ABC of Central Florida
Financial Statements Summary**

	Jul 2025	Jul 2024	\$ Change	% Change
Cash	1,068,317.36	1,050,374.12	17,943.24	1.71%
Raymond James Investments	1,785,728.23	1,081,261.12	704,467.11	65.15%
Plumbing/Workforce Funds	398,665.01	272,691.49	125,973.52	46.20%
Total Cash/Savings	<u>3,252,710.60</u>	<u>2,404,326.73</u>	<u>848,383.87</u>	<u>35.29%</u>
Total Current Assets	3,212,588.44	2,323,393.37	889,195.07	38.27%
Total Fixed Assets	1,536,743.20	1,311,926.63	224,816.57	17.14%
Total Assets	4,749,949.94	3,635,938.30	1,114,011.64	30.64%
Total Liabilities	1,223,627.84	1,032,757.87	190,869.97	18.48%
Total Equity	3,526,322.10	2,603,180.43	923,141.67	35.46%
	Jan - Jul 2025	YTD Budget YTD	\$ Change	% Change
Total Income	1,759,545.45	1,617,870.17	141,675.28	8.76%
Total Expenses	1,664,120.25	1,869,701.17	(205,580.92)	-11.00%
Other Income	53,405.43	103,867.51	(50,462.08)	-48.58%
Net Income (Loss)	148,830.63	(147,963.49)	296,794.12	-200.59%

12:35 PM

08/12/25

Accrual Basis

Associated Builders and Contractors, Inc.
Balance Sheet
 As of May 31, 2025

	May 31, 25	May 31, 24
ASSETS		
Current Assets		
Checking/Savings		
11001 · Operating Accounts		
11000 · Petty Cash	500.00	1,544.00
11026 · WPNB Operating - Closed	0.00	4,677.56
11027 · WPNB Operating	1,062,018.80	454,590.95
11030 · WPNB MMA 3.75%	465,123.23	447,589.40
Total 11001 · Operating Accounts	1,527,642.03	908,401.91
11002 · Reserve Funds		
11002.1 · AB Bldg. CD 4.21% MA 10/2025	151,547.66	0.00
11010 · Raymond James Investments	1,120,397.51	1,066,853.30
Total 11002 · Reserve Funds	1,271,945.17	1,066,853.30
11003 · Restricted Funds		
11004 · Plumbing Apprentice Operating	128,153.95	0.00
11031 · Workforce Operating	130,228.44	166,012.81
11032 · AB Workforce MMA 3.75%	152,989.30	103,155.78
Total 11003 · Restricted Funds	411,371.69	269,168.59
Total Checking/Savings	3,210,958.89	2,244,423.80
Accounts Receivable	-126,064.32	-153,354.17
Other Current Assets		
11200 · Prepaid National Dues	229,290.54	201,954.75
11210 · Prepaid State Dues	56,499.25	49,903.25
11220 · Prepaid Insurance	15,188.03	12,919.09
11230 · Prepaid Expenses	54,455.39	103,280.13
11240 · Inventory	6,548.56	9,432.29
Total Other Current Assets	361,981.77	377,489.51
Total Current Assets	3,446,876.34	2,468,559.14
Fixed Assets		
11300 · Equipment & Furniture	131,481.56	131,481.56
11321 · Building - Valencia	2,135,299.02	2,135,299.02
11325 · Building Signage	20,446.33	20,446.33
11331 · Land - Valencia	151,684.09	151,684.09
11350 · Equipment - Capital Lease	41,400.00	41,400.00
11355 · Building Tenant Improvement	546,101.55	284,569.48
11356 · ROU Accum. Amortization	59,248.48	0.00
11400 · Accumulated Depreciation	-1,531,799.85	-1,439,712.35
Total Fixed Assets	1,553,861.18	1,325,168.13
Other Assets	618.30	618.30
TOTAL ASSETS	5,001,355.82	3,794,345.57
LIABILITIES & EQUITY		
Liabilities		
Current Liabilities		
Accounts Payable	58,240.82	13,143.12
Credit Cards	37,123.01	-8,076.28
Other Current Liabilities		
2100 · Payroll Liabilities	11,538.16	0.00
22100 · Sales Tax Payable	51.85	281.49
22110 · Accrued Property Taxes	22,914.98	22,567.10
22112 · ST Lease Liability	12,007.26	5,177.94
22201 · Tenant Security Deposits	4,564.30	6,426.80

12:35 PM

08/12/25

Accrual Basis

Associated Builders and Contractors, Inc.

Balance Sheet

As of May 31, 2025

	<u>May 31, 25</u>	<u>May 31, 24</u>
22202 · Future Events Income	2,702.36	40,607.43
22203 · Member Services	56,949.22	40,911.92
22204 · Renewing Member Dues- 2024	0.00	743,694.16
22208 · New Member Dues-2024	0.00	136,887.39
22209 · VIP Sponsorship	250,459.17	193,653.52
22211 · PAC Funds	3,850.00	2,147.67
22212 · Renewing Member Dues 2025	809,786.94	0.00
22213 · New Member Dues- 2025	168,991.99	0.00
22305 · Workforce Enhancement Fund	855.25	2,636.67
Total Other Current Liabilities	<u>1,344,671.48</u>	<u>1,194,992.09</u>
Total Current Liabilities	1,440,035.31	1,200,058.93
Long Term Liabilities	<u>47,241.22</u>	<u>747.71</u>
Total Liabilities	1,487,276.53	1,200,806.64
Equity		
30000 · Opening Bal Equity	91,666.79	0.00
31100 · Retained Earnings	3,285,824.68	2,632,910.13
Net Income	136,587.82	-39,371.20
Total Equity	<u>3,514,079.29</u>	<u>2,593,538.93</u>
TOTAL LIABILITIES & EQUITY	<u><u>5,001,355.82</u></u>	<u><u>3,794,345.57</u></u>

Associated Builders and Contractors, Inc.
Profit & Loss Budget Performance
 May 2025

	May 25	Budget	Jan - May 25	YTD Budget	Annual Budget
Ordinary Income/Expense					
Income					
40000 · Membership Income					
41000 · New Member Dues	24,181.13	18,750.00	76,638.68	93,750.00	225,000.00
41010 · Renewing Member Dues	115,683.85	112,698.48	529,103.46	563,492.37	1,352,381.73
41020 · Enrollment Fee	1,259.99	666.67	8,220.99	3,333.31	8,000.00
41030 · Membership Promotion	0.00	100.00	500.00	700.00	1,000.00
46030 · Job Site Signs Sales	663.85	350.00	2,173.10	1,750.00	4,000.00
Total 40000 · Membership Income	141,788.82	132,565.15	616,636.23	663,025.68	1,590,381.73
40100 · Events Income					
41040 · Regional Outreach Income	2,892.86	3,333.33	14,709.50	16,666.69	40,000.00
44000 · Meetings (Ticket Event)	16,850.00	30,675.00	73,284.36	76,525.00	105,325.00
44010 · Golf Tournaments	0.00	0.00	204,432.95	183,120.00	285,000.00
44030 · Construction Expo	0.00	0.00	-50.00	0.00	136,400.00
44040 · GC Connect	0.00	0.00	50,745.00	40,500.00	40,500.00
44050 · EIC Construction Awards Banquet	-395.00	0.00	-1,134.00	0.00	464,550.00
44100 · Sponsored Events	0.00	0.00	15,960.00	18,320.00	56,300.00
44105 · Young Professionals Events	244.42	0.00	2,942.06	1,100.00	10,000.00
Total 40100 · Events Income	19,592.28	34,008.33	360,889.87	336,231.69	1,138,075.00
40200 · Training and Development Income					
43000 · Seminars Registration	3,960.15	10,089.40	34,116.35	42,947.00	105,358.40
43001 · Seminars Other Income	0.00	0.00	0.00	0.00	0.00
43020 · Safety Seminar Registration	4,513.00	1,745.00	10,887.40	8,345.00	19,895.00
43031 · Safety Conference	70,250.00	66,750.00	70,950.00	66,750.00	66,750.00
43035 · NEXGEN	9,203.38	6,052.23	32,056.50	30,261.15	59,470.00
43040 · Technology Conference	0.00	0.00	0.00	0.00	0.00
43041 · Project Mgmt. Institute	25,000.00	24,500.00	50,000.00	49,000.00	49,000.00
43050 · HR Peer Group Income	0.00		965.00		
43060 · Safety Captive Program	12,250.00		87,236.90		
Total 40200 · Training and Development Income	125,176.53	109,136.63	286,212.15	197,303.15	300,473.40
40300 · Advertising & Marketing Income	44,140.83	48,844.67	71,772.49	79,012.33	134,155.00
Total Income	330,698.46	324,554.78	1,335,510.74	1,275,572.85	3,163,085.13
Gross Profit	330,698.46	324,554.78	1,335,510.74	1,275,572.85	3,163,085.13
Expense					
60000 · Membership Expenses					
61040 · Member Fees & Promotion	1,892.11	3,767.51	20,701.28	18,837.47	45,210.04
Total 60000 · Membership Expenses	1,892.11	3,767.51	20,701.28	18,837.47	45,210.04
60100 · Events Expense					
610402 · Regional Outreach Expense	234.51	500.00	776.45	2,500.00	6,000.00
64000 · Meetings (Ticket Event) Expense	4,751.82	16,958.33	31,168.57	41,240.69	52,074.00
64010 · Golf Tournaments Expense	539.29	0.00	133,766.84	131,040.48	186,788.28
64030 · Construction Expo Expense	236.61	0.00	473.13	0.00	55,000.00
64040 · GC Connect Expense	0.00	0.00	11,935.48	12,076.24	12,076.24
64050 · EIC Construction Awards Expense	527.42	0.00	5,458.91	0.00	280,400.00
64100 · Sponsored Events Exp	32.43	0.00	5,910.77	6,000.00	22,700.00
64105 · Young Professionals Expense	44.45	0.00	476.09	1,000.00	6,250.00
64107 · VIP Expenses	774.80	0.00	2,925.52	5,400.00	9,400.00
64112 · Meetings & Events General Exps.	929.68	350.00	3,890.60	1,750.00	4,200.00
Total 60100 · Events Expense	8,071.01	17,808.33	196,782.36	201,007.41	634,888.52
60200 · Training and Development Expense					
63000 · Seminar Expense					
63001 · Seminar Expense - Postage	5.54		179.03		
63003 · Seminar Expense-Department Exp.	376.56	550.00	3,970.67	2,750.00	6,600.00
63010 · Seminars - Book expense	0.00	0.00	0.00	0.00	0.00
63011 · New program expense	0.00	625.00	0.00	625.00	5,000.00
63020 · Seminar Instructors	1,000.00	0.00	6,882.50	0.00	0.00
63031 · Safety Conference	36,356.48	36,000.00	39,576.43	36,000.00	36,000.00
63100 · Safety Seminar Expense	901.37	1,040.17	4,285.46	5,200.81	12,482.00

Associated Builders and Contractors, Inc.
Profit & Loss Budget Performance

May 2025

	May 25	Budget	Jan - May 25	YTD Budget	Annual Budget
63000 · Seminar Expense - Other	2,791.64	3,108.30	4,249.26	15,541.47	37,299.57
Total 63000 · Seminar Expense	41,431.59	41,323.47	59,143.35	60,117.28	97,381.57
63035 · NEXGEN Expense	502.00	82.00	3,663.82	660.00	15,000.00
63041 · Project Mgmt. Institute Expense	5,057.72	8,825.00	13,141.41	17,650.00	17,650.00
63050 · HR Peer Group Expense	0.00		157.08		
63105 · Safety Captive Program Expense	10,687.80		60,217.45		
Total 60200 · Training and Develoment Expense	57,679.11	50,230.47	136,323.11	78,427.28	130,031.57
60300 · Advertising & Marketing Expense	15,025.25	17,056.67	51,792.05	56,207.31	127,942.00
60400 · General and Administrative					
65030 · Website	475.88	1,366.67	2,900.43	6,833.31	16,400.00
66050 · Personnel Expenses	103,682.12	122,937.45	478,242.33	632,437.36	1,542,999.51
66060 · Insurances	1,949.38	1,875.00	8,572.86	9,374.96	22,499.96
67050 · Staff & Team Development	368.07	625.00	2,522.17	3,125.00	7,500.00
68000 · Auto Expense	1,198.48	1,666.67	6,391.48	8,333.31	20,000.00
68200 · President's Expense	330.68	208.33	1,388.89	1,041.65	2,499.96
68210 · Board of Directors Meetings	535.19	750.00	1,141.78	3,750.00	9,000.00
68220 · Committee Meetings	208.00	291.67	666.01	1,458.31	3,500.00
69000 · Utilities	2,784.11	3,333.33	12,808.66	16,666.69	40,000.00
69020 · Property Taxes	4,600.36	4,600.36	22,964.82	23,001.78	55,204.30
69030 · Janitorial & Cleaning	1,153.40	1,520.83	5,767.00	7,604.19	18,250.00
69040 · Building Supplies/Maintenance	916.86	4,250.00	15,010.24	21,250.00	51,000.00
69100 · Administrative - Postage	8.72	37.50	123.36	187.50	450.00
69120 · Telephone & Data Expense	1,057.76	1,291.67	5,695.70	6,458.31	15,500.00
69190 · Computer Software	1,594.09	1,833.33	6,588.46	9,166.69	22,000.00
69200 · Leased Office Equipment	1,579.09	500.00	5,584.70	2,500.00	6,000.00
69210 · Office Supplies	695.40	500.00	2,902.74	2,500.00	6,000.00
69220 · Equipment R&M, Supplies	1,612.37	1,500.00	5,650.07	7,500.00	18,000.00
69300 · Advertising expense	0.00	500.00	0.00	2,500.00	6,000.00
69315 · Bank Charges	26.40	54.17	174.30	270.81	650.00
69325 · Interest Expense	0.00		2.18		
69340 · Professional Services	10,400.00	12,066.67	13,475.00	18,733.31	37,500.00
69350 · Taxes & Licenses	0.00	62.50	61.15	312.50	750.00
69370 · Dues, Subscript., Sponsorships	0.00	100.00	160.00	500.00	1,200.00
69400 · Depreciation	7,550.25	7,500.00	37,751.25	37,500.00	90,000.00
Total 60400 · General and Administrative	142,726.61	169,371.15	636,545.58	823,005.68	1,992,903.73
61000 · National Dues	31,274.16	31,079.35	136,229.26	155,396.80	372,952.25
61020 · State Dues	7,561.14	7,319.61	31,947.05	36,598.04	87,835.31
61100 · National Meetings	2,118.20	100.00	16,093.55	13,300.00	25,000.00
68110 · State Meetings	469.78	750.00	2,856.19	3,750.00	9,000.00
68180 · Chapter Planning Conference	0.00	0.00	0.00	0.00	7,500.00
68190 · Other Conferences	0.00	250.00	0.00	1,250.00	3,000.00
69360 · Association Meetings	0.00	0.00	0.00	0.00	0.00
69391 · Community Enrichment	197.13	2,000.00	4,140.30	10,000.00	24,000.00
Total Expense	267,014.50	299,733.09	1,233,410.73	1,397,779.99	3,460,263.42
Net Ordinary Income	63,683.96	24,821.69	102,100.01	-122,207.14	-297,178.29
Other Income/Expense					
Other Income					
PIPE Apprenticeship, Net	-16,227.74	11,153.63	-9,979.73	55,768.15	133,843.56
Student Chapter, net	0.00		0.00		
Workforce Fund, net	5,261.95		-6,878.19		
46511 · Tech Lab	0.00		5,025.87		
47000 · Interest Income	5,106.21		19,720.71		
47010 · General Income	2.05		16.18		
47012 · Rental Income					
470122 · Lease Space					
470125 · Astronaut Lease Ste101-2,025	2,025.00	1,685.00	10,131.47	8,425.00	20,220.00
470126 · Empire Elect ste102 - 1,700	1,700.00	1,666.25	8,500.00	8,331.25	19,995.00

12:56 PM

08/12/25

Accrual Basis

**Associated Builders and Contractors, Inc.
Profit & Loss Budget Performance**

May 2025

	<u>May 25</u>	<u>Budget</u>	<u>Jan - May 25</u>	<u>YTD Budget</u>	<u>Annual Budget</u>
470128 · Safety Consultants USA- 415	415.00	833.33	1,639.49	4,166.69	10,000.00
Total 470122 · Lease Space	4,140.00	4,184.58	20,270.96	20,922.94	50,215.00
470123 · Classroom rental	660.74	541.67	4,984.23	2,708.31	6,500.00
470124 · Rental Supplies	0.00	208.33	50.00	1,041.69	2,500.00
69392 · Rental Expense	0.00		-13.69		
Total 47012 · Rental Income	4,800.74	4,934.58	25,291.50	24,672.94	59,215.00
470127 · United Form ste103-1,535	0.00	0.00	0.00	0.00	0.00
47020 · Gain (Loss) on Investment/Asset	4,937.49		2,541.14		
Total Other Income	3,880.70	16,088.21	35,737.48	80,441.09	193,058.56
Other Expense					
66511 · Tech Lab Expense	0.00	1,250.00	1,249.67	6,250.00	15,000.00
Total Other Expense	0.00	1,250.00	1,249.67	6,250.00	15,000.00
Net Other Income	3,880.70	14,838.21	34,487.81	74,191.09	178,058.56
Net Income	67,564.66	39,659.90	136,587.82	-48,016.05	-119,119.73

Associated Builders and Contractors, Inc.

Balance Sheet

As of June 30, 2025

08/12/25
Accrual Basis

	Jun 30, 25	Jun 30, 24
ASSETS		
Current Assets		
Checking/Savings		
11001 · Operating Accounts		
11000 · Petty Cash	500.00	1,444.00
11026 · WPNB Operating - Closed	0.00	23,373.56
11027 · WPNB Operating	578,026.86	371,760.41
11030 · WPNB MMA 3.75%	466,533.89	448,554.40
Total 11001 · Operating Accounts	1,045,060.75	845,132.37
11002 · Reserve Funds		
11002.1 · AB Bldg. CD 4.21% MA 10/2025	152,090.48	0.00
11002.2 · Bank OZK - Treasury	500,000.00	0.00
11010 · Raymond James Investments	1,131,212.68	1,071,471.86
Total 11002 · Reserve Funds	1,783,303.16	1,071,471.86
11003 · Restricted Funds		
11004 · Plumbing Apprentice Operating	117,739.09	0.00
11031 · Workforce Operating	131,083.69	166,012.81
11032 · AB Workforce MMA 3.75%	153,461.55	103,198.18
Total 11003 · Restricted Funds	402,284.33	269,210.99
Total Checking/Savings	3,230,648.24	2,185,815.22
Accounts Receivable	-309,769.85	-252,522.72
Other Current Assets		
11200 · Prepaid National Dues	202,929.53	178,114.14
11210 · Prepaid State Dues	51,252.40	44,063.95
11220 · Prepaid Insurance	13,197.44	11,179.74
11230 · Prepaid Expenses	55,407.57	101,873.21
11240 · Inventory	6,452.39	9,170.16
Total Other Current Assets	329,239.33	344,401.20
Total Current Assets	3,250,117.72	2,277,693.70
Fixed Assets		
11300 · Equipment & Furniture	131,481.56	131,481.56
11321 · Building - Valencia	2,135,299.02	2,135,299.02
11325 · Building Signage	20,446.33	20,446.33
11331 · Land - Valencia	151,684.09	151,684.09
11350 · Equipment - Capital Lease	41,400.00	41,400.00
11355 · Building Tenant Improvement	546,101.55	284,569.48
11356 · ROU Accum. Amortization	58,266.31	0.00
11400 · Accumulated Depreciation	-1,539,350.10	-1,446,333.10
Total Fixed Assets	1,545,328.76	1,318,547.38
Other Assets	618.30	618.30
TOTAL ASSETS	4,796,064.78	3,596,859.38
LIABILITIES & EQUITY		
Liabilities		
Current Liabilities		
Accounts Payable	30,641.45	-26,097.46
Credit Cards	24,062.10	-8,263.54
Other Current Liabilities		
2100 · Payroll Liabilities	11,538.16	17,031.05
22100 · Sales Tax Payable	7.30	233.68
22110 · Accrued Property Taxes	27,515.34	27,080.52
22112 · ST Lease Liability	12,047.78	4,444.38

12:39 PM

08/12/25

Accrual Basis

Associated Builders and Contractors, Inc.

Balance Sheet

As of June 30, 2025

	Jun 30, 25	Jun 30, 24
22201 · Tenant Security Deposits	4,564.30	6,426.80
22202 · Future Events Income	-30,819.23	18,188.28
22203 · Member Services	54,632.56	32,951.26
22204 · Renewing Member Dues- 2024	0.00	639,772.71
22208 · New Member Dues-2024	0.00	132,190.62
22209 · VIP Sponsorship	231,564.50	181,584.66
22211 · PAC Funds	700.00	1,044.88
22212 · Renewing Member Dues 2025	702,524.52	0.00
22213 · New Member Dues- 2025	159,793.72	0.00
22305 · Workforce Enhancement Fund	400.00	3,001.67
Total Other Current Liabilities	1,174,468.95	1,063,950.51
Total Current Liabilities	1,229,172.50	1,029,589.51
Long Term Liabilities	46,218.53	747.71
Total Liabilities	1,275,391.03	1,030,337.22
Equity		
30000 · Opening Bal Equity	91,666.79	0.00
31100 · Retained Earnings	3,285,824.68	2,632,910.13
Net Income	143,182.28	-66,387.97
Total Equity	3,520,673.75	2,566,522.16
TOTAL LIABILITIES & EQUITY	4,796,064.78	3,596,859.38

Associated Builders and Contractors, Inc.
Profit & Loss Budget Performance
June 2025

	Jun 25	Budget	Jan - Jun 25	YTD Budget	Annual Budget
Ordinary Income/Expense					
Income					
40000 · Membership Income					
41000 · New Member Dues	26,678.27	18,750.00	103,316.95	112,500.00	225,000.00
41010 · Renewing Member Dues	117,087.42	112,698.48	646,190.88	676,190.85	1,352,381.73
41020 · Enrollment Fee	859.99	666.67	9,080.98	3,999.98	8,000.00
41030 · Membership Promotion	0.00	100.00	500.00	800.00	1,000.00
46030 · Job Site Signs Sales	176.69	350.00	2,349.79	2,100.00	4,000.00
Total 40000 · Membership Income	144,802.37	132,565.15	761,438.60	795,590.83	1,590,381.73
40100 · Events Income					
41040 · Regional Outreach Income	2,916.66	3,333.33	17,626.16	20,000.02	40,000.00
44000 · Meetings (Ticket Event)	5,091.67	2,925.00	78,376.03	79,450.00	105,325.00
44010 · Golf Tournaments	0.00	0.00	204,432.95	183,120.00	285,000.00
44030 · Construction Expo	0.00	0.00	-50.00	0.00	136,400.00
44040 · GC Connect	0.00	0.00	50,745.00	40,500.00	40,500.00
44050 · EIC Construction Awards Banquet	5,500.00	0.00	4,366.00	0.00	464,550.00
44100 · Sponsored Events	0.00	0.00	15,960.00	18,320.00	56,300.00
44105 · Young Professionals Events	11,094.42	4,300.00	14,036.48	5,400.00	10,000.00
40100 · Events Income - Other	0.00		0.00		
Total 40100 · Events Income	24,602.75	10,558.33	385,492.62	346,790.02	1,138,075.00
40200 · Training and Development Income					
43000 · Seminars Registration	-284.80	10,089.40	33,831.55	53,036.40	105,358.40
43001 · Seminars Other Income	0.00	0.00	0.00	0.00	0.00
43020 · Safety Seminar Registration	3,055.00	1,650.00	13,942.40	9,995.00	19,895.00
43031 · Safety Conference	-1,000.00	0.00	69,950.00	66,750.00	66,750.00
43035 · NEXGEN	19,696.66	11,052.23	51,753.16	41,313.38	59,470.00
43040 · Technology Conference	0.00	0.00	0.00	0.00	0.00
43041 · Project Mgmt. Institute	0.00	0.00	50,000.00	49,000.00	49,000.00
43050 · HR Peer Group Income	440.00		1,405.00		
43060 · Safety Captive Program	11,312.50		98,549.40		
40200 · Training and Development Income - Other	0.00		0.00		
Total 40200 · Training and Development Income	33,219.36	22,791.63	319,431.51	220,094.78	300,473.40
40300 · Advertising & Marketing Income	21,989.16	13,319.66	93,761.65	92,331.99	134,155.00
Total Income	224,613.64	179,234.77	1,560,124.38	1,454,807.62	3,163,085.13
Gross Profit	224,613.64	179,234.77	1,560,124.38	1,454,807.62	3,163,085.13
Expense					
60000 · Membership Expenses	964.20	3,767.51	21,665.48	22,604.98	45,210.04
60100 · Events Expense					
610402 · Regional Outreach Expense	158.12	500.00	934.57	3,000.00	6,000.00
64000 · Meetings (Ticket Event) Expense	935.97	833.33	32,104.54	42,074.02	52,074.00
64010 · Golf Tournaments Expense	250.23	0.00	134,017.07	131,040.48	186,788.28
64030 · Construction Expo Expense	774.97	0.00	1,248.10	0.00	55,000.00
64040 · GC Connect Expense	0.00	0.00	11,935.48	12,076.24	12,076.24
64050 · EIC Construction Awards Expense	2,065.53	0.00	7,524.44	0.00	280,400.00
64100 · Sponsored Events Exp	0.00	0.00	5,910.77	6,000.00	22,700.00
64105 · Young Professionals Expense	6,005.51	3,000.00	6,481.60	4,000.00	6,250.00
64107 · VIP Expenses	190.95	0.00	3,116.47	5,400.00	9,400.00
64112 · Meetings & Events General Exps.	498.95	350.00	4,389.55	2,100.00	4,200.00
Total 60100 · Events Expense	10,880.23	4,683.33	207,662.59	205,690.74	634,888.52
60200 · Training and Development Expense					
63000 · Seminar Expense					
63001 · Seminar Expense - Postage	11.38		190.41		
63003 · Seminar Expense-Department Exp.	286.12	550.00	4,256.79	3,300.00	6,600.00
63010 · Seminars - Book expense	0.00	0.00	0.00	0.00	0.00
63011 · New program expense	0.00	625.00	0.00	1,250.00	5,000.00
63020 · Seminar Instructors	0.00	0.00	6,882.50	0.00	0.00
63031 · Safety Conference	21.55	0.00	39,597.98	36,000.00	36,000.00
63100 · Safety Seminar Expense	417.18	1,040.17	4,702.64	6,240.98	12,482.00
63000 · Seminar Expense - Other	0.00	3,108.30	4,249.26	18,649.77	37,299.57

Associated Builders and Contractors, Inc.
Profit & Loss Budget Performance
June 2025

	Jun 25	Budget	Jan - Jun 25	YTD Budget	Annual Budget
Total 63000 · Seminar Expense	736.23	5,323.47	59,879.58	65,440.75	97,381.57
63035 · NEXGEN Expense	10,095.32	8,107.00	13,759.14	8,767.00	15,000.00
63041 · Project Mgmt. Institute Expense	0.00	0.00	13,141.41	17,650.00	17,650.00
63050 · HR Peer Group Expense	0.00		157.08		
63105 · Safety Captive Program Expense	9,613.40		69,830.85		
Total 60200 · Training and Development Expense	20,444.95	13,430.47	156,768.06	91,857.75	130,031.57
60300 · Advertising & Marketing Expense	12,874.28	13,008.67	64,666.33	69,215.98	127,942.00
60400 · General and Administrative					
65030 · Website	80.00	1,366.67	2,980.43	8,199.98	16,400.00
66050 · Personnel Expenses	103,356.27	122,937.45	581,598.60	755,374.81	1,542,999.51
66060 · Insurances	1,990.59	1,875.00	10,563.45	11,249.96	22,499.96
67050 · Staff & Team Development	1,716.09	625.00	4,238.26	3,750.00	7,500.00
68000 · Auto Expense	1,000.00	1,666.67	7,391.48	9,999.98	20,000.00
68200 · President's Expense	142.08	208.33	1,530.97	1,249.98	2,499.96
68210 · Board of Directors Meetings	10.65	750.00	1,152.43	4,500.00	9,000.00
68220 · Committee Meetings	0.00	291.67	666.01	1,749.98	3,500.00
69000 · Utilities	3,032.79	3,333.33	15,841.45	20,000.02	40,000.00
69020 · Property Taxes	4,600.36	4,600.36	27,565.18	27,602.14	55,204.30
69030 · Janitorial & Cleaning	2,005.40	1,520.83	7,772.40	9,125.02	18,250.00
69040 · Building Supplies/Maintenance	3,887.14	4,250.00	18,897.38	25,500.00	51,000.00
69100 · Administrative - Postage	72.89	37.50	196.25	225.00	450.00
69120 · Telephone & Data Expense	1,133.50	1,291.67	6,829.20	7,749.98	15,500.00
69190 · Computer Software	1,749.36	1,833.33	8,337.82	11,000.02	22,000.00
69200 · Leased Office Equipment	1,380.61	500.00	6,965.31	3,000.00	6,000.00
69210 · Office Supplies	488.88	500.00	3,391.62	3,000.00	6,000.00
69220 · Equipment R&M, Supplies	1,169.38	1,500.00	6,819.45	9,000.00	18,000.00
69300 · Advertising expense	0.00	500.00	0.00	3,000.00	6,000.00
69315 · Bank Charges	94.50	54.17	268.80	324.98	650.00
69325 · Interest Expense	0.00		2.18		
69340 · Professional Services	0.00	8,766.67	13,475.00	27,499.98	37,500.00
69350 · Taxes & Licenses	0.00	62.50	61.15	375.00	750.00
69370 · Dues, Subscript., Sponsorships	0.00	100.00	160.00	600.00	1,200.00
69400 · Depreciation	7,550.25	7,500.00	45,301.50	45,000.00	90,000.00
Total 60400 · General and Administrative	135,460.74	166,071.15	772,006.32	989,076.83	1,992,903.73
61000 · National Dues	32,093.01	31,079.35	168,322.27	186,476.15	372,952.25
61020 · State Dues	7,946.85	7,319.61	39,893.90	43,917.65	87,835.31
61100 · National Meetings	8,063.07	6,000.00	24,156.62	19,300.00	25,000.00
68110 · State Meetings	0.00	750.00	2,856.19	4,500.00	9,000.00
68180 · Chapter Planning Conference	0.00	0.00	0.00	0.00	7,500.00
68190 · Other Conferences	0.00	250.00	0.00	1,500.00	3,000.00
69360 · Association Meetings	0.00	0.00	0.00	0.00	0.00
69391 · Community Enrichment	18.34	2,000.00	4,158.64	12,000.00	24,000.00
Total Expense	228,745.67	248,360.09	1,462,156.40	1,646,140.08	3,460,263.42
Net Ordinary Income	-4,132.03	-69,125.32	97,967.98	-191,332.46	-297,178.29
Other Income/Expense					
Other Income					
PIPE Apprenticeship, Net	-6,276.00	11,153.63	-16,255.73	66,921.78	133,843.56
Student Chapter, net	0.00		0.00		
Workforce Fund, net	-522.90		-7,401.09		
46511 · Tech Lab	0.00		5,025.87		
47000 · Interest Income	4,236.27		23,956.98		
47010 · General Income	0.00		16.18		
47012 · Rental Income					
470122 · Lease Space					
470125 · Astronaut Lease Ste101-2,025	2,025.00	1,685.00	12,156.47	10,110.00	20,220.00
470126 · Empire Elect ste102 - 1,700	1,700.00	1,666.25	10,200.00	9,997.50	19,995.00
470128 · Safety Consultants USA- 415	415.00	833.33	2,054.49	5,000.02	10,000.00

12:59 PM

08/12/25

Accrual Basis

Associated Builders and Contractors, Inc.
Profit & Loss Budget Performance
June 2025

	Jun 25	Budget	Jan - Jun 25	YTD Budget	Annual Budget
Total 470122 - Lease Space	4,140.00	4,184.58	24,410.96	25,107.52	50,215.00
470123 - Classroom rental	235.00	541.67	5,219.23	3,249.98	6,500.00
470124 - Rental Supplies	0.00	208.33	50.00	1,250.02	2,500.00
69392 - Rental Expense	0.00		-13.69		
Total 47012 - Rental Income	4,375.00	4,934.58	29,666.50	29,607.52	59,215.00
470127 - United Form ste103-1,535	0.00	0.00	0.00	0.00	0.00
47020 - Gain (Loss) on Investment/Asset	9,004.63		11,545.77		
Total Other Income	10,817.00	16,088.21	46,554.48	96,529.30	193,058.56
Other Expense					
66511 - Tech Lab Expense	90.51	1,250.00	1,340.18	7,500.00	15,000.00
Total Other Expense	90.51	1,250.00	1,340.18	7,500.00	15,000.00
Net Other Income	10,726.49	14,838.21	45,214.30	89,029.30	178,058.56
Net Income	<u>6,594.46</u>	<u>-54,287.11</u>	<u>143,182.28</u>	<u>-102,303.16</u>	<u>-119,119.73</u>

4:42 PM

08/12/25

Accrual Basis

Associated Builders and Contractors, Inc.
Balance Sheet
As of July 31, 2025

	Jul 31, 25	Jul 31, 24
ASSETS		
Current Assets		
Checking/Savings		
11001 · Operating Accounts		
11000 · Petty Cash	500.00	1,372.00
11026 · WPNB Operating - Closed	0.00	23,398.56
11027 · WPNB Operating	599,793.35	575,373.69
11030 · WPNB MMA 3.75%	468,024.01	450,229.87
Total 11001 · Operating Accounts	1,068,317.36	1,050,374.12
11002 · Reserve Funds		
11002.1 · AB Bldg. CD 4.21% MA 10/2025	152,090.48	0.00
11002.2 · Bank OZK - Treasury	500,000.00	0.00
11010 · Raymond James Investments	1,133,637.75	1,081,261.12
Total 11002 · Reserve Funds	1,785,728.23	1,081,261.12
11003 · Restricted Funds		
11004 · Plumbing Apprentice Operating	113,630.26	0.00
11031 · Workforce Operating	131,083.69	169,449.48
11032 · AB Workforce MMA 3.75%	153,951.06	103,242.01
Total 11003 · Restricted Funds	398,665.01	272,691.49
Total Checking/Savings	3,252,710.60	2,404,326.73
Accounts Receivable	-332,871.92	-374,930.22
Other Current Assets		
11200 · Prepaid National Dues	175,689.85	156,822.86
11210 · Prepaid State Dues	44,993.05	38,937.15
11220 · Prepaid Insurance	11,206.85	9,440.39
11230 · Prepaid Expenses	54,407.62	77,130.30
11240 · Inventory	6,452.39	11,841.16
1499 · Undeposited Funds	0.00	-175.00
Total Other Current Assets	292,749.76	293,996.86
Total Current Assets	3,212,588.44	2,323,393.37
Fixed Assets		
11300 · Equipment & Furniture	131,481.56	131,481.56
11321 · Building - Valencia	2,135,299.02	2,135,299.02
11325 · Building Signage	20,446.33	20,446.33
11331 · Land - Valencia	151,684.09	151,684.09
11350 · Equipment - Capital Lease	41,400.00	41,400.00
11355 · Building Tenant Improvement	546,101.55	284,569.48
11356 · ROU Accum. Amortization	57,280.83	0.00
11400 · Accumulated Depreciation	-1,546,950.18	-1,452,953.85
Total Fixed Assets	1,536,743.20	1,311,926.63
Other Assets	618.30	618.30
TOTAL ASSETS	4,749,949.94	3,635,938.30
LIABILITIES & EQUITY		
Liabilities		
Current Liabilities		
Accounts Payable	-8,313.45	-12,672.55
Credit Cards	13,984.93	-6,768.02
Other Current Liabilities		
2100 · Payroll Liabilities	11,538.16	17,031.05
22100 · Sales Tax Payable	51.00	18.28
22110 · Accrued Property Taxes	32,115.70	31,593.94

4:42 PM

Associated Builders and Contractors, Inc.

08/12/25

Balance Sheet

Accrual Basis

As of July 31, 2025

	Jul 31, 25	Jul 31, 24
22112 · ST Lease Liability	12,088.44	3,708.79
22201 · Tenant Security Deposits	4,564.30	6,426.80
22202 · Future Events Income	93,426.75	110,482.14
22203 · Member Services	51,715.90	31,981.60
22204 · Renewing Member Dues- 2024	0.00	537,259.43
22208 · New Member Dues-2024	0.00	130,373.85
22209 · VIP Sponsorship	223,704.83	180,063.30
22211 · PAC Funds	2,651.70	1,044.88
22212 · Renewing Member Dues 2025	586,687.10	0.00
22213 · New Member Dues- 2025	153,395.09	0.00
22301 · Free Enterprise All. Payable	0.00	-2,000.00
22305 · Workforce Enhancement Fund	825.00	3,466.67
Total Other Current Liabilities	1,172,763.97	1,051,450.73
Total Current Liabilities	1,178,435.45	1,032,010.16
Long Term Liabilities	45,192.39	747.71
Total Liabilities	1,223,627.84	1,032,757.87
Equity		
30000 · Opening Bal Equity	91,666.79	0.00
31100 · Retained Earnings	3,285,824.68	2,632,910.13
Net Income	148,830.63	-29,729.70
Total Equity	3,526,322.10	2,603,180.43
TOTAL LIABILITIES & EQUITY	4,749,949.94	3,635,938.30

Associated Builders and Contractors, Inc.
Profit & Loss Budget Performance
July 2025

	<u>Jul 25</u>	<u>Budget</u>	<u>Jan - Jul 25</u>	<u>YTD Budget</u>	<u>Annual Budget</u>
Ordinary Income/Expense					
Income					
40000 · Membership Income					
41000 · New Member Dues	30,849.94	18,750.00	134,166.89	131,250.00	225,000.00
41010 · Renewing Member Dues	117,337.42	112,698.48	763,528.30	788,889.33	1,352,381.73
41020 · Enrollment Fee	930.00	666.67	10,010.98	4,666.65	8,000.00
41030 · Membership Promotion	0.00	100.00	500.00	900.00	1,000.00
46030 · Job Site Signs Sales	0.00	350.00	2,349.79	2,450.00	4,000.00
Total 40000 · Membership Income	149,117.36	132,565.15	910,555.96	928,155.98	1,590,381.73
40100 · Events Income					
41040 · Regional Outreach Income	2,916.66	3,333.33	20,542.82	23,333.35	40,000.00
44000 · Meetings (Ticket Event)	11,626.67	11,350.00	90,002.70	90,800.00	105,325.00
44010 · Golf Tournaments	0.00	0.00	204,432.95	183,120.00	285,000.00
44030 · Construction Expo	-1,100.00	0.00	-1,150.00	0.00	136,400.00
44040 · GC Connect	0.00	0.00	50,745.00	40,500.00	40,500.00
44050 · EIC Construction Awards Banquet	5,500.00	0.00	9,866.00	0.00	464,550.00
44100 · Sponsored Events	0.00	0.00	15,960.00	18,320.00	56,300.00
44105 · Young Professionals Events	229.42	2,600.00	14,265.90	8,000.00	10,000.00
40100 · Events Income - Other	0.00		0.00		
Total 40100 · Events Income	19,172.75	17,283.33	404,665.37	364,073.35	1,138,075.00
40200 · Training and Development Income					
43000 · Seminars Registration	14,752.60	10,089.40	48,584.15	63,125.80	105,358.40
43001 · Seminars Other Income	0.00	0.00	0.00	0.00	0.00
43020 · Safety Seminar Registration	2,804.20	1,650.00	16,746.60	11,645.00	19,895.00
43031 · Safety Conference	0.00	0.00	69,950.00	66,750.00	66,750.00
43035 · NEXGEN	0.00	0.00	51,753.16	41,313.38	59,470.00
43040 · Technology Conference	0.00	0.00	0.00	0.00	0.00
43041 · Project Mgmt. Institute	0.00	0.00	50,000.00	49,000.00	49,000.00
43050 · HR Peer Group Income	275.00		1,680.00		
43060 · Safety Captive Program	11,000.00		109,549.40		
40200 · Training and Development Income - Other	0.00		0.00		
Total 40200 · Training and Development Income	28,831.80	11,739.40	348,263.31	231,834.18	300,473.40
40300 · Advertising & Marketing Income	2,299.16	1,474.67	96,060.81	93,806.66	134,155.00
Total Income	199,421.07	163,062.55	1,759,545.45	1,617,870.17	3,163,085.13
Gross Profit	199,421.07	163,062.55	1,759,545.45	1,617,870.17	3,163,085.13
Expense					
60000 · Membership Expenses	1,183.96	3,767.51	22,849.44	26,372.49	45,210.04
60100 · Events Expense					
610402 · Regional Outreach Expense	0.00	500.00	934.57	3,500.00	6,000.00
64000 · Meetings (Ticket Event) Expense	8,999.75	5,833.33	41,104.29	47,907.35	52,074.00
64010 · Golf Tournaments Expense	84.90	0.00	134,101.97	131,040.48	186,788.28
64030 · Construction Expo Expense	10.80	0.00	1,258.90	0.00	55,000.00
64040 · GC Connect Expense	0.00	0.00	11,935.48	12,076.24	12,076.24
64050 · EIC Construction Awards Expense	2,452.52	0.00	9,976.96	0.00	280,400.00
64100 · Sponsored Events Exp	0.00	0.00	5,910.77	6,000.00	22,700.00
64105 · Young Professionals Expense	0.00	750.00	6,481.60	4,750.00	6,250.00
64107 · VIP Expenses	0.00	0.00	3,116.47	5,400.00	9,400.00
64112 · Meetings & Events General Exps.	249.06	350.00	4,638.61	2,450.00	4,200.00
Total 60100 · Events Expense	11,797.03	7,433.33	219,459.62	213,124.07	634,888.52
60200 · Training and Development Expense					
63000 · Seminar Expense					
63001 · Seminar Expense - Postage	4.44		194.85		
63003 · Seminar Expense-Department Exp.	32.90	550.00	4,289.69	3,850.00	6,600.00
63010 · Seminars - Book expense	2,914.42	0.00	2,914.42	0.00	0.00
63011 · New program expense	0.00	625.00	0.00	1,875.00	5,000.00
63020 · Seminar Instructors	0.00	0.00	6,882.50	0.00	0.00
63031 · Safety Conference	0.00	0.00	39,597.98	36,000.00	36,000.00
63100 · Safety Seminar Expense	1,492.77	1,040.17	6,195.41	7,281.15	12,482.00
63000 · Seminar Expense - Other	128.82	3,108.30	4,378.08	21,758.07	37,299.57

1:29 PM

08/12/25

Accrual Basis

Associated Builders and Contractors, Inc.
Profit & Loss Budget Performance
July 2025

	Jul 25	Budget	Jan - Jul 25	YTD Budget	Annual Budget
Total 63000 · Seminar Expense	4,573.35	5,323.47	64,452.93	70,764.22	97,381.57
63035 · NEXGEN Expense	0.00	0.00	13,759.14	8,767.00	15,000.00
63041 · Project Mgmt. Institute Expense	0.00	0.00	13,141.41	17,650.00	17,650.00
63050 · HR Peer Group Expense	39.08		196.16		
63105 · Safety Captive Program Expense	9,734.28		79,565.13		
Total 60200 · Training and Development Expense	14,346.71	5,323.47	171,114.77	97,181.22	130,031.57
60300 · Advertising & Marketing Expense	3,060.43	6,566.67	67,726.76	75,782.65	127,942.00
60400 · General and Administrative					
65030 · Website	80.00	1,366.67	3,060.43	9,566.65	16,400.00
66050 · Personnel Expenses	99,435.97	122,937.45	681,034.57	878,312.26	1,542,999.51
66060 · Insurances	1,990.59	1,875.00	12,554.04	13,124.96	22,499.96
67050 · Staff & Team Development	158.18	625.00	4,396.44	4,375.00	7,500.00
68000 · Auto Expense	1,338.47	1,666.67	8,729.95	11,666.65	20,000.00
68200 · President's Expense	77.24	208.33	1,608.21	1,458.31	2,499.96
68210 · Board of Directors Meetings	295.28	750.00	1,447.71	5,250.00	9,000.00
68220 · Committee Meetings	0.00	291.67	666.01	2,041.65	3,500.00
69000 · Utilities	3,585.49	3,333.33	19,426.94	23,333.35	40,000.00
69020 · Property Taxes	4,600.36	4,600.36	32,165.54	32,202.50	55,204.30
69030 · Janitorial & Cleaning	1,224.68	1,520.83	8,997.08	10,645.85	18,250.00
69040 · Building Supplies/Maintenance	5,404.88	4,250.00	24,302.26	29,750.00	51,000.00
69100 · Administrative - Postage	28.33	37.50	224.58	262.50	450.00
69120 · Telephone & Data Expense	1,073.60	1,291.67	7,902.80	9,041.65	15,500.00
69190 · Computer Software	1,685.86	1,833.33	10,023.68	12,833.35	22,000.00
69200 · Leased Office Equipment	1,380.61	500.00	8,345.92	3,500.00	6,000.00
69210 · Office Supplies	925.57	500.00	4,317.19	3,500.00	6,000.00
69220 · Equipment R&M, Supplies	906.70	1,500.00	7,726.15	10,500.00	18,000.00
69300 · Advertising expense	0.00	500.00	0.00	3,500.00	6,000.00
69315 · Bank Charges	22.50	54.17	291.30	379.15	650.00
69325 · Interest Expense	0.00		2.18		
69340 · Professional Services	0.00	1,666.67	13,475.00	29,166.65	37,500.00
69350 · Taxes & Licenses	75.00	62.50	136.15	437.50	750.00
69370 · Dues, Subscript., Sponsorships	110.00	100.00	270.00	700.00	1,200.00
69400 · Depreciation	7,600.08	7,500.00	52,901.58	52,500.00	90,000.00
Total 60400 · General and Administrative	131,999.39	158,971.15	904,005.71	1,148,047.98	1,992,903.73
61000 · National Dues	33,063.68	31,079.35	201,385.95	217,555.50	372,952.25
61020 · State Dues	6,315.60	7,319.61	46,209.50	51,237.26	87,835.31
61100 · National Meetings	197.05	100.00	24,353.67	19,400.00	25,000.00
68110 · State Meetings	0.00	750.00	2,856.19	5,250.00	9,000.00
68180 · Chapter Planning Conference	0.00	0.00	0.00	0.00	7,500.00
68190 · Other Conferences	0.00	250.00	0.00	1,750.00	3,000.00
69360 · Association Meetings	0.00	0.00	0.00	0.00	0.00
69391 · Community Enrichment	0.00	2,000.00	4,158.64	14,000.00	24,000.00
Total Expense	201,963.85	223,561.09	1,664,120.25	1,869,701.17	3,460,263.42
Net Ordinary Income	-2,542.78	-60,498.54	95,425.20	-251,831.00	-297,178.29
Other Income/Expense					
Other Income					
PIPE Apprenticeship, Net	-129.70	11,153.63	-16,385.43	78,075.41	133,843.56
Student Chapter, net	0.00		0.00		
Workforce Fund, net	-501.48		-7,902.57		
46511 · Tech Lab	0.00		5,025.87		
47000 · Interest Income	3,966.27		27,923.25		
47010 · General Income	0.00		16.18		
47012 · Rental Income					
470122 · Lease Space					
470125 · Astronaut Lease Ste101-2,025	2,025.00	1,685.00	14,181.47	11,795.00	20,220.00
470126 · Empire Elect ste102 - 1,700	1,700.00	1,666.25	11,900.00	11,663.75	19,995.00
470128 · Safety Consultants USA- 415	415.00	833.33	2,469.49	5,833.35	10,000.00

1:29 PM
 08/12/25
 Accrual Basis

Associated Builders and Contractors, Inc.
Profit & Loss Budget Performance
 July 2025

	Jul 25	Budget	Jan - Jul 25	YTD Budget	Annual Budget
Total 470122 · Lease Space	4,140.00	4,184.58	28,550.96	29,292.10	50,215.00
470123 · Classroom rental	435.00	541.67	5,654.23	3,791.65	6,500.00
470124 · Rental Supplies	0.00	208.33	50.00	1,458.35	2,500.00
69392 · Rental Expense	0.00		-13.69		
Total 47012 · Rental Income	4,575.00	4,934.58	34,241.50	34,542.10	59,215.00
470127 · United Form ste103-1,535	0.00	0.00	0.00	0.00	0.00
47020 · Gain (Loss) on Investment/Asset	438.43		11,984.20		
Total Other Income	8,348.52	16,088.21	54,903.00	112,617.51	193,058.56
Other Expense					
66511 · Tech Lab Expense	157.39	1,250.00	1,497.57	8,750.00	15,000.00
Total Other Expense	157.39	1,250.00	1,497.57	8,750.00	15,000.00
Net Other Income	8,191.13	14,838.21	53,405.43	103,867.51	178,058.56
Net Income	5,648.35	-45,660.33	148,830.63	-147,963.49	-119,119.73



PAC | UCF | WEF | TRIMMER | FEA
Financial Status Report
As of July 31, 2025

Total PAC Funds
\$113,929.77

UCF Student Chapter Funds
\$77,924.26

Workforce Enhancement Funds
\$131,083.69
\$153,951.06 (Ameris Bank MMA 3.75%)


\$285,034.75

PIPE Apprenticeship Funds
\$113,630.26

Trimmer Construction Education Foundation Funds
\$22,450.00

Free Enterprise Alliance Funds
\$33,550.00

THE TYSON SMITH GROUP OF RJ
Raymond James & Associates
301 E PINE ST STE 1100 | ORLANDO, FL 32801 | (800) 426-7449
(407) 883-4226
thetysonsmithgroup.com
Tyson.Smith@RaymondJames.com



CENTRAL FL CHAPTER ASSOCIATED
BUILDERS AND CONTRACTORS INC
651 DANVILLE DR STE 200
ORLANDO FL 32825-6393504

Raymond James Client Services
800-647-SERV (7378)
Monday - Friday 8 a.m. to 9 p.m. ET

Online Account Access
raymondjames.com/clientaccess

ABC - Central FL Chapter Account Summary - #700C0151

Brokerage

			This Statement	Year to Date
Value This Statement		Beginning Balance	\$1,131,212.68	\$1,109,058.72
\$1,133,637.75		Deposits	\$0.00	\$0.00
Last Statement		Income	\$1,986.64	\$12,594.83
Prior Year-End		Withdrawals	\$0.00	\$0.00
\$1,131,212.68	\$1,109,058.72	Expenses	\$0.00	\$0.00
Dollar-Weighted Performance*		Change in Value	\$438.43	\$11,984.20
YTD	2.20%	Ending Balance	\$1,133,637.75	\$1,133,637.75
2024	4.81%			

Performance Inception: 05/07/2018

Important Messages

- Your account purpose is Wealth Accumulation & Provide Income, with a moderate risk tolerance and a 10 to 20 year time horizon.

Your Portfolio

For more information,
visit raymondjames.com/clientaccess

	Quantity	Price	Value	Gain or (Loss) ^o	Estimated Annual Income
Cash & Cash Alternatives					
Raymond James Bank Deposit Program † 0.35% - Selected Sweep Option			\$533,676.97		\$1,867.86
Raymond James Bank			\$245,072.83		
Tristate Capital Bank			\$245,072.83		
Barclays Bank Delaware			\$41,885.63		
The Huntington National Bank			\$1,645.68		
Your bank priority state: FL					
Participating banks recently added: Columbia Bank 07/14/2025					
† Please see the Raymond James Bank Deposit Program on the Understanding Your Statement page.					
Estimated Income Yield for RJB DP was calculated as of 7/31/2025.					
FIMM GOVERNMENT PORTFOLIO MONEY MARKET INSTL CL M/M (FRGXX) 4.16%	242,376.330	\$1.000	\$242,376.33		\$10,082.86
Cash & Cash Alternatives Total			\$776,053.30		\$11,950.72
Mutual Funds					
WESTERN ASSET CORE PLUS BOND FUND CL C M/F (WAPCX)	22,169.574	\$9.200	\$203,960.08	\$(31,618.39) ^B	\$7,559.82
Mutual Funds Total			\$203,960.08	\$(31,618.39)	\$7,559.82
Exchange-Traded Products (ETPs)					
INVESCO QQQ TR (QQQ)	29.000	\$565.010	\$16,385.29	\$6,731.99	\$81.72
INVESCO S&P 500 EQUAL WEIGHT ETF (RSP)	186.000	\$183.630	\$34,155.18	\$11,946.95	\$533.26
SPDR S&P 500 ETF (SPY)	78.000	\$632.080	\$49,302.24	\$27,118.50	\$559.10
VANGUARD DIVIDEND APPRECIATION ETF (VIG)	261.000	\$206.060	\$53,781.66	\$24,028.84	\$918.72
Exchange-Traded Products Total			\$153,624.37	\$69,826.28	\$2,092.80

Please see the Exchange-Traded Products on the Understanding Your Statement page.



Your Portfolio (continued)

	Value	Gain or (Loss) [°]	Estimated Annual Income
Portfolio Total	\$1,133,637.75	\$38,207.89	\$21,603.34

^B Please see Cost Basis on the Understanding Your Statement page regarding Open End Mutual Funds.

[°] Please see Cost Basis on the Understanding Your Statement page.

Log in to Client Access at <https://www.raymondjames.com/clientaccess> to view additional position details, filter, sort, or download up to 18 months of activity and see available delivery options for account documents.

Your Activity

Date	Activity Type	Description	Quantity/ Price	Amount
Income				
07/01/2025	Dividend - Taxable	FIMM GOVERNMENT PORTFOLIO MONEY MARKET INSTL CL M/M (FRGXX) \$.00347 per share x 241,537.500 shares		\$838.83
07/01/2025	Dividend - Taxable	WESTERN ASSET CORE PLUS BOND FUND CL C M/F (WAPCX) \$.02748 per share x 22,104.124 shares		\$607.38
07/02/2025	Dividend - Taxable	VANGUARD DIVIDEND APPRECIATION ETF (VIG) \$.87119 per share x 261.000 shares		\$227.38
07/31/2025	Dividend - Taxable	SPDR S&P 500 ETF (SPY) \$1.76115 per share x 78.000 shares		\$137.37
07/31/2025	Dividend - Taxable	INVESCO QQQ TR (QQQ) \$.59103 per share x 29.000 shares		\$17.14
07/31/2025	Interest at RJ Bank Deposit Program	Raymond James Bank Deposit Program		\$158.54
Income Total				\$1,986.64

Purchases, Sales and Redemptions

07/01/2025	Reinvest	FIMM GOVERNMENT PORTFOLIO MONEY MARKET INSTL CL M/M (FRGXX) \$.00347 per share x 241,537.500 shares	838.830 \$1.000	\$(838.83)
07/01/2025	Reinvest	WESTERN ASSET CORE PLUS BOND FUND CL C M/F (WAPCX) \$.02748 per share x 22,104.124 shares	65.450 \$9.28006	\$(607.38)



Understanding Your Statement

Need help navigating your statement? Visit <http://raymondjames.com/statements/eos> for a guide.

The following information is related to the investments currently held in your account(s) at Raymond James & Associates, Inc. (RJA), member New York Stock Exchange/SIPC. For Individual Retirement Custodial Accounts (IRA accounts), Raymond James Trust Company of New Hampshire is custodian (RJ Trust Co NH - Custodian) and RJA is sub-custodian. RJA is registered with the Securities and Exchange Commission as a broker-dealer and investment adviser, and your financial advisor may be licensed to offer and provide both brokerage and advisory services to you. The account information provided herein is inclusive of any advisory or brokerage accounts held at RJA, which acts as custodian or sub-custodian for funds and securities deposited in your account(s) directly by you or as a result of transactions we process for your account(s). Please carefully review your account statements to verify the accuracy of your current holdings and all account activity that has occurred. Information about commissions, service fees and other charges related to your transactions is included on your transaction confirmations. Subject to the limited exceptions outlined in the applicable client agreement, all financial products purchased or sold through an account for which RJA acts as custodian or sub-custodian should appear on a trade confirmation and your account statement. Please contact your financial advisor using the contact information listed on the Account Summary page and Raymond James Client Services at 800.647.7378 if you do not see any such purchase or sale reported on your trade confirmation or account statements; if you have questions about the securities positions, balances and transactions in your account; or if you note any other inaccuracy on your account statement. If you have questions about the following information or would like to update your investment profile, please contact your financial advisor. Raymond James' financial statement is available for your inspection at its offices or at <https://www.raymondjames.com>, or a copy of it will be mailed upon your written request. Any oral communications should be reconfirmed in writing to further protect your rights, including rights under the Securities Investor Protection Act.

To report a complaint or feedback: your satisfaction matters to us. If we fall short of your expectations or if you've had difficulty getting an issue resolved, please let us know so we can address your concerns as quickly as possible. Call us toll-free at 833-462-0720.

Raymond James International Headquarters | 880 Carillon Parkway | St. Petersburg, FL 33716 | <https://www.raymondjames.com>

Securities Investor Protection Corporation - Raymond James & Associates, Inc. is a member of the Securities Investor Protection Corporation (SIPC), which protects securities customers of its members up to \$500,000, including \$250,000 for claims for cash. Money market fund shares are not considered cash for this purpose; they are securities. You may obtain information about SIPC, including an explanatory SIPC brochure, by calling SIPC at 202-371-8300 or visiting <http://www.sipc.org>. Raymond James & Associates, Inc. has purchased excess SIPC coverage through various syndicates of Lloyds, a London-based firm. Excess SIPC coverage is fully protected by the Lloyds trust funds and Lloyds Central Fund. The additional protection currently provided has an aggregate firm limit of \$750 million, including a sub-limit of \$1.9 million per customer for cash above basic SIPC. SIPC coverage is not the same as, and operates differently from, FDIC deposit insurance. Account protection applies when a SIPC-member firm fails financially and is unable to meet obligations to securities clients, but it does not protect against market fluctuations.

Raymond James & Associates, Inc. and Raymond James Financial Services, Inc. are affiliated with Raymond James Bank, member FDIC. Unless otherwise specified, products purchased from or held at Raymond James & Associates or purchased from Raymond James Financial Services are not insured by the FDIC, are not deposits or other obligations of Raymond James Bank, are not guaranteed by Raymond James Bank, and are subject to investment risks, including possible loss of the principal invested.

Securities/Investment Pricing - Raymond James endeavors to display pricing information where available, but pricing source, type of product, and market for the product are important to consider regarding the reliability and accuracy of any price displayed. Although sources used for pricing publicly traded securities and other investments are considered generally reliable, the prices displayed on your statement may be based on historical trades, bid/ask information, third-party evaluations, or other methodologies. Therefore, the prices displayed on your statement may or may not reflect prices you would receive in the current market. **By including a price for any non-publicly traded private securities in the statement, Raymond James makes no representation regarding the accuracy, reliability, completeness or attainability of such pricing. Although we seek third-party sources where possible, in some circumstances the pricing may be based on representations made by the security issuer and therefore may not be obtained from or based on an independent or third-party source.** Pricing of non-publicly traded private securities may be subjective and

based on varying methodologies or assumptions, and accordingly, may not be reliable and should not be considered proof of liquidity at any particular price. You should evaluate independent sources to confirm the valuation of such securities. Investment decisions should be made only after contacting your financial advisor.

FINRA BrokerCheck - For additional background information on any firm or registered representative with the Financial Industry Regulatory Authority (FINRA), the firm would like to provide you with the following information: 1) FINRA BrokerCheck hotline telephone number is 800.289.9999; 2) the FINRA website address is <http://www.finra.org>; and 3) for a copy of a brochure that includes important information concerning FINRA BrokerCheck, call the hotline or visit <http://www.finra.org>.

MSRB Disclosure - Raymond James & Associates, Inc. and Raymond James Financial Services, Inc. are registered with and subject to the rules and regulations of the U.S. Securities and Exchange Commission (SEC) and the Municipal Securities Rulemaking Board (MSRB). Both the SEC and the MSRB publish websites containing information and resources designed to educate investors. In addition to educational materials about the municipal securities market and municipal securities market data, the MSRB website includes an investor brochure describing protections that may be provided by MSRB rules, including how to file a complaint with the appropriate regulatory authority. For more information, visit <https://www.sec.gov/> and <http://www.msrb.org/>.

Financial Advisor Title & Capacity - Raymond James generally refers to financial professionals as "financial advisors" or "advisors." Your financial professional may have a different title and will disclose the capacity in which the firm and he or she acts when providing services to you.

Availability of Free Credit and Bank Deposit Program - You have the right to receive, in the normal course of business and subject to Raymond James having received the funding, any free credit balance, bank deposit program balance, and any fully paid securities to which you are entitled, subject to any obligations you owe in any of your accounts.

Third Party Payments Disclosure - In addition to the fees you pay directly for the services offered by Raymond James and your advisor, Raymond James receives fees from various sources. For more information on fees and expenses, please see <https://raymondjames.com/legal-disclosures/third-party-payments>.

Cost Basis - Investment gain or loss reflects the unrealized gain or



Understanding Your Statement (continued)

loss using adjusted cost basis. Adjusted cost basis may or may not reflect adjustments for return of principal/capital or accretion/amortization. Reinvestments of dividends or capital gain distributions are included in the adjusted cost basis calculation of the unrealized gain/loss with the exception of open end mutual funds. Cost basis for open end mutual funds does not include reinvested dividends or capital gains for calculating unrealized gain or loss on this statement. Clients who have elected the average cost reporting method will have the average cost per share of all tax lots applied to the cost basis used for calculating the unrealized gain or loss. Realized gain/loss information found under the Important Messages section includes the cost basis of reinvested dividend and capital gains in the calculation for all security types. Realized gain/loss does not reflect long term capital gain distributions from mutual funds. For taxable accounts, including those that receive information only 1099's, short term debt instruments that result in a capital gain will generally not appear on the realized gain loss report, as those amounts are reported as ordinary income on the year end 1099. Market Discount is generally not reportable as a realized gain/loss amount, as it is also reportable as ordinary income on the year end 1099. Gain or loss information is displayed on this statement for your information only and should not be relied upon for tax reporting purposes.

Cost basis for 529 accounts is provided as informational only and year end 1099Q reports are prepared independently from cost basis data shown on the brokerage statement.

A missing G/L calculation indicates that some or all of the tax lots for that position are missing cost basis. Please contact your financial advisor to have missing cost basis information added to your account.

For securities classified as Grantor or Royalty Trusts, Master Limited Partnerships or other widely held fixed income trusts, cost basis is not adjusted. These securities receive principal payments or distributions that are classified differently by the issuer at the end of the year. Clients should continue to rely on the issuer information for both cost basis adjustments as well as proceeds adjustments for these securities. For this reason the gain/loss displayed will be unadjusted and is not a true indicator of the investment return. Any adjustment to sales proceeds will be reflected on your 1099.

Effective January 1, 2011, Raymond James reports adjusted cost basis for securities currently covered by the Emergency Economic Stabilization Act of 2008 to the IRS on Form 1099-B. Raymond James will default to the first-in, first-out (FIFO) cost basis accounting method for trades and transfers unless a different method has been selected. Adjustments made to your cost basis throughout the year may cause the information displayed on the client statement to differ from what is reported on the 1099-B which is provided to the IRS at the end of the year.

For tax lots or securities that are not covered by the Emergency Economic Stabilization Act of 2008, cost basis information may not be available, may have been estimated by you or your financial advisor, or may have been obtained from third-party sources, and in these instances, Raymond James cannot guarantee its accuracy. Information for uncovered positions will not be reported to the IRS.

Client Interest Program - The Client Interest Program (CIP) is an on-demand alternative for client cash that is held for future investment. As required by the U.S. Securities and Exchange Commission Rule 15c3-3, "The Customer Protection Rule," Raymond James segregates client cash from firm cash. The client cash that is set aside is required to be held in bank accounts or in certain high-quality U.S. Government securities. CIP balances are included in the coverage provided by the Securities Investor Protection Corporation (SIPC) and excess SIPC. The CIP rate displayed in the Cash & Cash Alternatives section of your statement is the established rate for the last business day of the reported month. However, in the event that a large deposit is made

on the last business day of the month, the rate for the next business day may be displayed. Estimated Annual Income is calculated using this rate and, therefore, is solely an estimated value for the month and may not reflect your actual income. For current rates visit <http://www.raymondjames.com/rates.htm>.

As a reminder, Raymond James may modify or amend the Cash Sweep Program including the terms, conditions and availability of any Cash Sweep option at any time in its sole discretion by providing you with thirty (30) days' prior notice, or in some cases, as set forth in your account opening documentation, no prior notice.

Dollar-Weighted Performance Reporting - The dollar-weighted performance results represented in this statement are based on performance calculations that take into account the impact of deposits and withdrawals. Because these cash flows are beyond the control of the advisor, they should not be used to evaluate his/her performance. Returns exclude some limited partnerships, unpriced securities and annuity history prior to the annuity being linked to the account. Performance returns are calculated net of management fees, if applicable. Returns for periods greater than one year are annualized returns unless they represent entire 12-month periods. All performance figures exclude unpriced securities (including securities of indeterminate value), limited partnerships (other than limited partnerships classified as Alternative Investments and appearing in that section of your statement). Performance for Annuity and RJ Bank CD's may not be all inclusive. Considering these exclusions, overall performance may be different than the results presented in this statement. Past performance is not a guarantee of future results. Information used to calculate performance may have been obtained from third party sources and Raymond James cannot guarantee the accuracy of such information.

Raymond James Bank Deposit Program - The Raymond James Bank Deposit Program is a multibank cash sweep program that deposits available cash in your brokerage account into interest-bearing deposit accounts at one or more banks. Raymond James Bank Deposit Program balances are insured solely by the Federal Deposit Insurance Corporation (FDIC), subject to FDIC limitations and guidelines, which are explained at <https://www.fdic.gov>. If you elected the Raymond James Bank Deposit Program as your sweep option, then any balance in a bank deposit account in the RJBDP can, on your order, be liquidated and the proceeds returned to your securities account or remitted to you.

The Raymond James Bank Deposit Program rate displayed in the Cash & Cash Alternatives section of your statement is the established rate for the last business day of the reported month. However, in the event that a large deposit is made on the last business day of the month, the rate for the next business day may be displayed. Estimated Annual Income is calculated using this rate and, therefore, is solely an estimated value for the month and may not reflect your actual income. For current rates visit <http://www.raymondjames.com/rates.htm>.

"Your bank priority state" indicates the corresponding Bank Priority List that applies to your account. "RJBDP participating banks you declined" displays the names of the banks you have designated as ineligible to receive your funds, which results in your funds being directed to the next bank on the Bank Priority List. "Participating banks recently added" displays additional banks that have been added to the program in the last 90 days. You have the right to designate any bank in the program as ineligible to receive your funds by contacting your financial advisor.

More information about the Bank Deposit Program, including the current Bank Priority Lists, is available at <https://www.raymondjames.com/rjbdp>.

As a reminder, Raymond James may modify or amend the Cash Sweep Program including the terms, conditions and availability of



Understanding Your Statement (continued)

any Cash Sweep option at any time in its sole discretion by providing you with thirty (30) days' prior notice, or in some cases, as set forth in your account opening documentation, no prior notice.

Exchange-Traded Products (ETPs) - ETPs are investment products that are listed on a national stock exchange and can be bought and sold in the equity trading markets. ETPs encompass a number of structures that track an underlying benchmark, index or portfolio of securities. ETPs may be structured as registered unit investment trusts (UITs), exchange-traded funds (ETFs), exchange-traded notes (ETNs), grantor trusts or commodity pools.

A number of ETPs employ, to varying degrees, more sophisticated financial strategies and instruments such as leverage, futures, swaps, derivatives, and short selling in order to achieve their investment objectives ("Alternative ETPs"). Alternative ETPs are more complex than traditional ETPs and may not be appropriate for all investors. These may include leveraged or inverse ETPs, some actively-managed ETPs, currency ETPs, commodity ETPs, target return ETPs, volatility ETPs, some ETNs and other products.

Alternative ETPs will generally have higher fees than traditional ETPs. All fees and expenses are described in the prospectus. The ability of an ETP issuer to perpetually create new shares contributes to an ETP's efficiency and accuracy in tracking its index. However, under certain circumstances, issuers may cease or suspend creating new shares, which may cause ETPs to trade at a price that differs significantly from the value of its underlying holdings or index. Furthermore, all ETPs may trade at a premium or discount to their net asset value (NAV) (or indicative value in the case of ETNs).

Some ETPs may not trade in high volume, which could impact your ability to buy or sell your shares at the desired price and/or quantity. ETPs can be closed for a variety of reasons, which can cause forced taxable events for investors, including capital gains distributions. Furthermore, there can be closing costs associated with the final liquidation of the ETP and index tracking uncertainty

as the ETP liquidates its assets.

Investors should consider an ETP's investment objective, risks, charges and expenses carefully before investing. The prospectus, which contains this and other important information, is available from your financial advisor and should be read carefully before investing.

Estimated Annual Income and Estimated Income Yield - The Estimated Annual Income (EAI) and Estimated Income Yield (EIY) provided on this statement are an estimate of the income a security will distribute during the year. These figures should not be confused with actual cash flows, investment yields or investment returns. Actual income or yield may be lower or higher than the estimated amounts. A number of factors may influence the actual income or yield that is received. The amount or frequency of an issuer's dividend may fluctuate or cease, which may cause the income and or yield of the security to fluctuate. EIY reflects only the income generated by an investment. It does not reflect changes in its price, which may fluctuate. EAI and EIY for certain types of securities could include a return of principal or capital gains which could overstate the EAI and EIY. Information used to calculate Estimated Annual Income and or Estimated Income Yield may be obtained from third party sources and Raymond James cannot guarantee the accuracy of such information. Estimated Annual Income and or Estimated Income Yield amounts should not be used as a financial planning tool.

Product Interest Rate Risk - The performance of your investment can be affected by various risks, including without limitation, interest rate risk. The fixed income portion of your investment is particularly sensitive to interest rate risk. Generally, a rise (fall) in interest rates will reduce (increase) the market value of the fixed income portion of your investment. An overview of this and other risks is available at <https://www.raymondjames.com>, <http://www.finra.org>, <https://emma.msrb.org>, and <http://investinginbonds.com>.



Nominating Committee Interviews/Reviews
August 12, 2025

Nominations Committee recommend slate for the 2026 open board seats

The following candidates have met the requirements for the board and have all been interviewed by the Nominations Committee. The Nominating Committee are submitting the following candidates for board for approval.

Type	Name	Title	Company
Incumbent	Roy Burkett	President	S.I. Goldman Company, Inc.
	Tony Cannon	Director of Field Operations	Andrew General Contractors, Inc.
	James De La Rosa	Project Executive	Wharton-Smith, Inc.
Past Chair	Chris Evans	Vice President / Division Manager	Brasfield & Gorrie
	Jesse Gallimore	President	JamesCo Builders, LLC
Incumbent	Michael Jordan	Business Unit Director	Lithko Contracting
Incumbent	Oskar Torres	President	Towers Construction Company
	Michael Underwood	Project Executive	Skanska
	Stephen Blanton	District Manager Orlando/Space Coast	CEMEX
	Mariel Coleman	Director of Business Development	Guignard Company
	Terence Curran	Chief Operating Officer	The Amphibious Group
Incumbent	Matt Walton	President	MiGre Engineers

ABC CF June 2025 Membership Statistics

June 2025 New Members:

- 8 = \$17,480 in dues
 - 2 contractor members: 1 General Contractors, 1 Subcontractors

<u>Company</u>	<u>Category</u>	<u>Primary Contact</u>	<u>Board Sponsor</u>
Florida Paints	Supplier	Fletcher Moore	
Icon Construction Enterprises dba Asphalt Icons	\$3M-\$6M	Sonya Sawdon	
Matern Professional Engineering, Inc.	Associate	Tad Rivenbark	
Safety Products, Inc.	Supplier	Jill Steeves	
Structural Solutions Group LLC	\$1M-\$3M	Demi Stankowitz	
SYL Roofing Supply	Supplier	Carol Siegel	
Truist	Associate	Robert Suchor	
ULMA Form Works,	Supplier	Michael Jensen	M. Jordan

2025 Total Paid Members as of 6/30/25:

- 529 (471 this time last year)
 - 61% Contractor

2025 New Members as of 6/30/25:

- 93 = \$239,867 new member dues
 - 56% of this year's new members are contractors
 - 57 new members this time last year

2025 Renewals as of 6/30/25: (goal of 90% in both areas of renewal)

- 447 of 528 invoiced, 84.6%
 - 81% this time last year
 - 61.5% renewed members are contractors
- \$1,348,740.40 of \$1,503,125 invoiced, 89.7%
 - 84% this time last year
- 3 still to renew (not including drops)

2025 Drops as of 6/30/25:

- 76, dues lost: \$185,563.91 total dues lost
 - 52 maximum drops allowable to still stay at or above 90%

Board of Directors Membership Online Resources:

- [2025 Still to Renew Call Assignments](#)
- [2025 New Member Welcome Call Assignments](#)
- [2025 Dropped Members](#)
- [2025 Future Members](#)
- [2025 ABC CF Members](#)



ABC CF July 2025 Membership Statistics

July 2025 New Members:

- 9 = \$25,030 in dues
 - 5 contractor members: 1 General Contractor, 4 Subcontractors

<u>Company</u>	<u>Category</u>	<u>Primary Contact</u>	<u>Board Sponsor</u>
Arcosa Crushed Concrete	Supplier	Vicki Thiel	
AVI-SPL LLC	\$1M-\$3M	Alan Ogletree	
Coastal Reconstruction Group	\$20M-\$50M	Creston Leifried	
Gild	Supplier	Tyler Lasicki	
Gypwalls, Inc.	\$1M-\$3M	Carlos Quezada	
Magellan Group	\$1M-\$3M	Alex Mastandrea	
Scale For Sale	Associate	Brody Vinson	
Strategic Retirement Partners	Associate	Philip Senderowitz	
TryCor Electric, Inc.	\$10M-\$15M	Marc Trytek	

2025 Total Paid Members as of 7/31/25:

- 551 (492 this time last year)
 - 60.4% Contractor

2025 New Members as of 7/31/25:

- 102 = \$264,897 new member dues
 - 56% of this year's new members are contractors
 - 67 new members this time last year

2025 Renewals as of 7/31/25: (goal of 90% in both areas of renewal)

- 448 of 528 invoiced, 84.8%
 - 81.5% this time last year
 - 61.3% renewed members are contractors
- \$1,350,215.40 of \$1,503,125 invoiced, 89.8%
 - 54% this time last year
- 2 still to renew (**not** including drops)

2025 Drops as of 7/31/25:

- 76, dues lost: \$185,563.91 total dues lost
 - 52 maximum drops allowable to still stay at or above 90%

Board of Directors Membership Online Resources:

- 2025 Still to Renew Call Assignments
- 2025 New Member Welcome Call Assignments
- 2025 Dropped Members
- 2025 Future Members
- 2025 ABC CF Members



2025 ABC CF Board of Directors Recruiting and Beam Statistics (as of 8/6/25)

Board Member	2025 Overall Recruited	Of 2025 Recruited was Contractor	Beam Total	Beam Level
Roy Burkett	3	3	32	Presidential
Juan Garcia	3	3	13.5	Merit
Debbie Rodriguez	3	2	9.5	Beam
Oskar Torres	2	1	12	Merit
Thomas Wert	2	2	9	Beam
Michael Jordan	2	1	10.5	Merit
Charles Bracco	1	1	8.5	Beam
Scott Scruby	1	1	6.5	Beam
Jeff Carter	1		1	
Michael C. Sasso	0		32.5	Presidential
Chad Tinetti	0		8	Beam
Julie Holmes	0		4	
Roxana Hernandez	0		4	
Michelle Delaney	0		2	
Steven Lockhart	0		1	
Scott Luebbert	0		1	
David Schultz	0		1	
Ray Bastin	0		0	
Shane Burnsed	0		0	
Neal Ernest	0		0	
Matt Krstolic	0		0	
Derrick Valkenburg	0		0	
Matt Walton	0		0	
Mark Woehrle	0		0	

2025 Total New Members from BOD: 18 (14 of which are contractors)



Maximize your Membership

This **FREE**, informative event is designed to help new, existing, and future ABC Central Florida members learn how to utilize their membership for **Maximum effectiveness and Return On Investment!**

- Business Development
- Education and Training
- Legislative Affairs
- Safety Programs
- Committee Overview
- Awards and Recognition Programs
- Member Discounts

Space is Limited

Start your journey toward Maximizing your ABC membership by registering today!

Scan the QR code or select your preferred event date:
abccentralflorida.com/maximize-your-membership/

For questions please contact: Catherine Wert,
Membership Director at 407.398.1278
or membership@abccf.org

2025 Dates:

- February 20
- May 22
- August 21
- November 13

Online Registration closes
at 12:00 p.m. the day before event.

8:00 - 9:30 AM

ABC CF Office:

651 Danville Drive, Suite 200 Orlando, FL 32825

8:00 AM - Light Breakfast & Networking
8:30 - 9:30 AM - Maximize



Connect | Educate | Advocate

651 Danville Drive, Suite 200 Orlando, FL 32825
407-628-2070 abccf.org

ABC

On Tap



Gather for an evening of networking! Join Central Florida ABC members for an opportunity to meet key leadership of the chapter and get acquainted with new and existing members.

AUGUST 28, 2025 | 5:30 - 7:00 PM

**BOARDWALK BOWL - BROOKLYN SOUTH BAR
10749 EAST COLONIAL DRIVE
ORLANDO, FL 32817**



SKANSKA



**SUNBELT
RENTALS**




Thanks to the event sponsors, this event is
FREE to attend for **ABC's Central Florida members!**

CONNECT | EDUCATE | ADVOCATE

651 DANVILLE DR., SUITE 200, ORLANDO, FL 32825
407.628.2070 | ABCCF.ORG

EXPO

LARGEST EVENT OF THE YEAR



THEME:

Fairytales, Folklore
& Fables

September 18, 2025

Central Florida Fairgrounds
4603 W Colonial Dr.,
Orlando, FL 32808

4:00 - 7:00 pm

ABC CF Members FREE
to attend!!

**membership verification at
event entry**



Scan QR
code and
secure your
booth or
sponsor
today!

LIMITED
SUPPLY OF
BOOTHS
LEFT!





EXPO

LARGEST EVENT OF THE YEAR

September 18, 2025

THEME:

Fairytales, Folklore & Fables

Central Florida Fairgrounds
4603 W Colonial Dr.,
Orlando, FL 32808

4:00 - 7:00 pm

Sneak peak at some of this year's exhibitors...

- ABC CF Young Professionals
- ACF Standby Systems/GENERAC
- Advanced Green Technologies
- Aegis Project Controls
- American Interiors
- Andrew General Contractors, Inc.
- Argos USA, LLC a Summit Materials Company
- ASAP Group
- Austin Commercial
- Autodesk Construction Cloud
- Balfour Beatty
- Bidding Enterprise
- Boys Electrical Contractors, LLC
- Bright Future Electric, LLC
- CEMEX
- Colony Hardware
- Commercial Trade Source
- Comprehensive Energy Services, Inc.
- DeWalt
- Diligent Welding & Fabrication LLC
- DPR Construction
- East Coast Metal Structures Corp.
- Elite Awnings
- Energy Air, Inc.
- Entech Innovative Engineering
- EquipmentShare, Inc.
- Everglades University
- Father & Son's Land Development LLC
- Florida Surety Bonds, Inc.
- Gaylor Electric, Inc.
- Geo-Technology Associates, Inc.
- Gomez Construction Company
- Guignard Company
- H. J. High Construction Company
- Hensel Phelps
- Hoar Construction, LLC
- Jamco Inc.
- JamesCo Builders LLC
- JK2 Construction
- Kirwin Norris, P.A.
- Link Construction Group, Inc.
- Miller Construction Company
- Milwaukee Tool
- Modern Containment Systems
- North American Crane & Rigging, LLC
- Orange County Public Schools
- PCL Construction Services, Inc.
- Penetron International Ltd.
- Percopo Coatings Company, LLC
- Perfection Architectural Systems, LLC
- Power Bolt and Tool
- Quality Labor Management, LLC
- R. C. Stevens Construction Company
- Randall MEPFP
- RBI Private Lending
- Rental N Depot, LLC
- S. I. Goldman Company, Inc.
- Safety Consultants USA
- Safety Products, Inc.
- Sciens Orlando
- Scorpio
- Sea Can, LLC
- SentiForce
- Sherwin-Williams Company
- Skanska USA Building Inc.
- Sky Builders USA LLC
- SmartBarrel
- Stark Tech
- Stone Mountain Access Systems, Inc.
- Sunbelt Rentals
- T&G Constructors
- Temporary Wall Systems
- The Amphibious Group: Amphibious Medics & SAVI EHS
- Titan Flooring, Inc.
- Trane
- Tri-City Electrical Contractors, Inc.
- Tucker Paving, Inc.
- Turner Construction Company
- Walbridge
- WELBRO Building Corporation
- Westbrook Service Company, LLC
- Wharton-Smith, Inc.
- Williams Company Management Group
- Withum
- Work Horse Temps, LLC
- WPC



Scan QR code and secure your booth or sponsor today!



FALL

TOURNAMENT

Don't miss your once a year opportunity to play at this exclusive course! Every year these tournaments sell out, so don't wait to register & secure your space today - your tee time is waiting!

SEPTEMBER 29 & OCTOBER 6, 2025
HEATHROW COUNTRY CLUB
8:00 a.m. - 3:00 p.m.

TOURNAMENT SPONSORS



CONSTRUCTION



SCAN THE QR CODE TO SELECT THE DATE IN WHICH YOU WISH TO GOLF OR SPONSOR



EVENT EMERGENCY RESPONSE TEAM



651 DANVILLE DR., SUITE 200, ORLANDO, FL 32825
407.628.2070 | ABCCF.ORG

EDUCATE | ADVOCATE

FLORIDA'S PREMIER CONSTRUCTION EDTECH SUMMIT

October 24, 2025

Dr Phillips Academic Commons



This powerhouse event offers something for everyone, including C-suite executives, office staff, HR professionals, crew leaders, and field experts. Experience comprehensive training for your entire team, wrapped up in a single day!

Location:
Dr Phillips Academic Commons
528 W Livingston St, Orlando, FL 32801



Scan QR Code
to register



7:30 AM - 4:30 PM



407.628.2070



training@abccf.org



www.abccf.org

FLORIDA'S PREMIER CONSTRUCTION EDTECH SUMMIT SPONSORSHIP OPPORTUNITIES

TITLE - \$8,000

Your logo prominently positioned on event website with link to sponsor's home page
Your logo in dedicated emails & social media posts announcing event
Your logo featured in an Ad within Conference program
Your logo featured on event signage & printed conference materials at conference venue
Your logo featured in post event promotional emails
(1) Exhibitor space
(4) Conference Passes
Conference Bag Insert – Bags are distributed to all full conference attendees

LEADERSHIP MIXER - \$6,000

Your logo prominently positioned at Reception
Your logo featured on event signage & printed conference materials at conference venue
(1) Exhibitor space
(2) Conference Pass
Conference Bag Insert – Bags are distributed to all full conference attendees
Exclusive Kick-off Message

PROGRAM - \$5,000

Your logo featured in an Ad within Conference program
Your logo featured on event signage & printed conference materials at conference venue
(1) Exhibitor space
(2) Conference Passes
Conference Bag Insert – Bags are distributed to all full conference attendees

LUNCH - \$3,000

Your logo prominently positioned at Lunch
Your logo featured in Printed Conference material & event signage at conference venue
(1) Exhibitor space
(1) Conference Passes
Conference Bag Insert – Bags are distributed to all full conference attendees

KEYNOTE - \$2,000

Your Logo in dedicated social media post & promotional emails announcing event
Your logo featured in Printed Conference material & event signage at conference venue
Introduce the Keynote Speaker
(1) Exhibitor space
(1) Conference Passes
Conference Bag Insert – Bags are distributed to all full conference attendees

CONTINENTAL BREAKFAST - \$1,500

Your logo prominently positioned at Continental Breakfast
Your logo featured in Printed Conference material & event signage at conference venue
(1) Conference Passes
Conference Bag Insert – Bags are distributed to all full conference attendees

BADGE - \$500

Your logo printed on each attendee's name badge



FUNDAMENTALS OF CREW LEADERSHIP

EMPOWER YOUR FIELD CREWS

Giving your upcoming and current leaders the tools to succeed

Leadership involves motivation, coaching, and exemplifying the leadership role.

In this 10-week course, attendees will learn from industry professionals and seasoned superintendents to learn what it takes to be a successful leader.

WHO SHOULD ATTEND:

- Crew Leaders
- Superintendents
- Project Managers
- Foremen
- Journeymen



TRAINING TOPICS:

- Business & Organizational Structure
- Leadership Skills & Styles
- Communication
- Problem Solving & Decision Making
- Motivating Individuals
- Leading High-Performing Teams
- Project Planning
- Scheduling
- Cost & Resource Management
- Safety & Safety Leadership



September 10, 2025 – November 12, 2025
4:00pm – 6:00pm every Wednesday

Price: \$550

ABC Member Discount Price: \$350

Location:
651 Danville Drive
Orlando, FL 32825



Scan QR code to register today

CONNECT | EDUCATE | ADVOCATE

651 Danville Drive, Orlando, FL 32825
P: 407.628.2070 | W: abcfc.org



in Partnership with



Managers Matter

A Relationship-Centered Approach to Driving Employee Engagement

This workshop will focus on providing tools to help you increase your team’s engagement levels and reduce unwanted turnover.

DATE & TIME

August 27, 2025
4:00 - 6:00 PM

LOCATION

651 Danville Drive
Orlando, FL 32825

PRICING & REGISTRATION

Price:
\$50 per person

ABC Member Discount Price:
\$25 per person

What you will learn:

- How to create a value-driven workplace
- How to build a team that is aligned with your company goals
- How to make your team members feel valued and connected
- How to inspire and motivate your team
- How to empower your employees
- The top critical actions for measurable results

Who should attend:

- Current Managers
- Aspiring Managers
- Senior Leaders
- HR Professionals




Scan QR Code to register



QUESTIONS?
Email training@abccf.org

BASIC BLUEPRINT READING 18-HOUR COURSE



**Develop basic level knowledge, skills,
and abilities in blueprint reading.**

Course Topics

- Print Reading
- Construction Materials
- Light Frame Construction
- Plan Reading
- CSI Master Format Specifications (Multiple Divisions)
- And much more...

Registration and Course Dates:

6 Weeks (Wednesday evenings | 6:00 - 9:00 pm)

July 16 - August 20, 2025

Register by: July 8, 2025; No refunds after 11:59 pm, July 9, 2025

October 8 - November 12, 2025

Register by: September 30, 2025; No refunds after 11:59 pm, October 1, 2025

*Cost of course text and associated plans included in registration.

** Please bring architectural scale, engineer scale, colored pencils & calculator

Who Should Attend

- Field Trades and Craftsman
- Project Administrators
- Project Coordinators
- Planners
- Attorneys & Advisors

**SCAN QR CODE
TO REGISTER:**



Location: 651 Danville Drive
Orlando, FL 32825

Cost: \$499 ABC CF Members;
\$599 Non-Members





SAVI
EHS



Associated
Builders and
Contractors

Central Florida

SAFETY CAPTIVE

A COMPREHENSIVE SAFETY PROGRAM
IS WITHIN REACH, NO MATTER YOUR
COMPANY'S SIZE.

A SHARED SERVICES PROGRAM
EXCLUSIVELY FOR ABC MEMBERS, IN
COLLABORATION WITH SAVI EHS.

Experienced/credentialed EHS Director and EHS Manager

Customized written safety programs

On-site safety compliance inspections

Web-based platform for inspections and incident reporting

Training tailored for your specific scope of work

Toolbox talks and awareness training

Liaison between the organization and the client/CM/GC

CONTACT:

ERICK CABRERA

562-519-0716

ECABRERA@THEAMPHIBIOUSGROUP.COM

SCAN TO
LEARN MORE

