



Central Florida Chapter
Associated Builders and Contractors, Inc.
Board of Directors Meeting
October 20, 2025
Connect | Educate | Advocate

Location: ABC, 651 Danville Drive, Suite 200, Orlando, FL 32825 – Juan Garcia, Chair, presiding

ABC Central Florida Value Proposition: ABC helps our members develop people, win work and perform that work safely, ethically, profitably for the betterment of the communities where we work and live.

- Call to OrderGarcia
- InvocationGarcia
- Pledge of Allegiance and WelcomeGarcia

Consent Agenda

- Approval of Minutes – September 2025 (**Action Item**)Schultz
- Approval of Financials: August Final/ September Draft (**Action Item**)Bastin
 - a. 4th Quarter Projections
- Approval of New September 2025 Members (**Action Item**)Garcia

New Business

- ChairGarcia
- Approval of 2026 New Board Members (**Action Item**)
- Amended Bylaws Approval (**Action Item**)
- **December 1, 2025** - Board Celebration Dinner (Matthew's Steakhouse – Winter Garden)

Past ChairHolmes

- **November 5, 2025** – Committee Open House

Chair- Elect.....Rodriguez

- **October 24, 2025**- EdTech Summit, Dr. Phillips Academic Commons
 Early Bird Registration Open. Diverse topics for C-Suite Leaders, HR Professionals, Trade Professionals, Legal Professionals, Tech Enthusiasts, and Safety Professionals.
- **November 17, 2025**- Planning Session (8:30 – 4:30) followed by Quarterly new member mixer

Committee Liaison Reports

- Membership DevelopmentTorres
 - **September 10, 2025** – Future Member Event Results
 - **October 2, 2025** – Membership Blitz Results
 - Thank you to **PCL & Gilbane** for hosting ABC at your trade contractor events.
- Regional OutreachDelaney
 - **LAKE**: 10/28/25 Outreach Event at JamesCo (Conversations & Connections Events)
 - **VOLUSIA**: 10/8/25 VCard Local Government Icebreaker 2025 Nancy and Ryan attended
- Government Affairs.....Lockhart
 - **January 21-22** – Tallahassee LegCon (Book Now)
- Excellence in ConstructionTorres
 - **October 18, 2025** – EIC Banquet Wrap-up
- Young ProfessionalsBracco/Jordan
 - **October 23** – YP “Spooky” Olympics
 - YP of Year Candidates-Chosen Winner Announced at EIC
- ProgramsErnest
 - **January 15** – Builders’ Breakfast: Framing the Trends for 2026, Panel
 - 1-2 Builders’ Breakfast possibly for remainder of 2025
- SafetyHernandez
 - **October 24** – National Health and Safety Forum
 - 2025 STEP promotion underway-125 completed applications (36% of contractor members)
 - **May 28, 2026** 2nd Annual Safety Champions Marriott Downtown Orlando

- Special EventsScrubby
 - **October 30, 2025** – ABC Spooky on Tap
 - **November 6, 2025**-Sporting Clays
 - **December 4, 2025** - Chill Cook-Off
 - **December 11, 2025** - Holiday Party

- Training DevelopmentGarcia
 - **Contractors HR Peer Group** sessions have been planned for all of 2026
 - **October 24, 2025**- EdTech Summit
Diverse topics for C-Suite Leaders, HR Professionals, Trade Professionals, Legal Professionals, Tech Enthusiasts, and Safety Professionals.
 - **October 28,2025**- Contracts Negotiations Workshop
 - **November 4, 2025** - Basic Claims Management
 - **November 10-13, 2025**- Medical Gas Installer 6010

- Workforce OutreachCarter
 - **October 8, 2025** – CareerSource High School Express Event
 - 100 High School students from Cypress Creek, Freedom, Ocoee & Wekiva
 - 10 Members / 6 apprenticeship partners participated
 - **September 19, 2025** - ACT's Annual Charity Golf Tournament
 - **September 26, 2025** – iBowl for iBuild

- ApprenticeshipBurkett
 - Classes in Session

- Collegiate OutreachKrstolic
 - UCF & SSC Working on 2026 CMC Competition
 - CMC workshops underway

- President & CEODaugherty
 - **October 22,2025** - **Owner Symposium** – Sponsored by Align Winter Park Events Center
 - **October 22, 2025** – **Hard Hats with Heart** – At Farmers Market Winter Park
 - **October 23, 2025** – **Seminole State** Fall Advisory Board Meeting
 - **October 23, 2025** – Speaking at **FICPA Construction Industry Conference**
 - **October 29, 2025** – Lyman Building Trades Industry Partners Meeting
 - **October 29, 2025** - Guignard's 12th Annual Chili Cook Off
 - **October 30, 2025** - **SMPS + ABC + DBIA "Capital, Compliance, & Capacity: Central Florida Water Utilities"** Dockside Lake Nona
 - **November 10-13, 2025** – National Leadership Conference- Marco Island, FL
 - Q4 - Building Maintenance Projects
 - Roof – Done
 - Phones and Internet
 - Parking Lot and Sidewalks
 - HVAC Controls
 - Milwaukee Lab Room Upgrade

- Open Discussion.....Garcia

Next Board Meeting is on November 17, 2025 @ 8:30 a.m.
December Board Meeting is Virtual on December 15, 2025 @ 3:30 p.m.

Online resources: www.abccentralflorida.com/bod

Central Florida Chapter Associated
 Builders and Contractors, Inc.
 651 Danville Drive, Suite 200, Orlando, FL

Key Contacts

President & CEO, Michele Daugherty
ceo@abccf.org
 Direct 407.398.1272 - Cell 775.530.4266

Vice President, Ryan Tucholski
vp@abccf.org
 Direct 407.398.1284 - Cell 212.466.6902

**CENTRAL FLORIDA CHAPTER
ASSOCIATED BUILDERS AND CONTRACTORS
BOARD OF DIRECTORS
MEETING MINUTES**



Location:

651 Danville Drive, Suite 200, Orlando, FL 32825

September 15, 2025

PRESIDING: Juan Garcia, PCL Construction Services, Inc.

BOARD MEMBERS PRESENT

Ray Bastin	Treasurer	Withum
Charles Bracco	Director	Modern Plumbing Industries, Inc
Jeff Carter	Director	Charles Perry Partners, Inc.
Michelle Delaney	Director	LRA Insurance
Neal Ernest	Director	Balfour Beatty
Juan Garcia	Chair	PCL Construction Services, Inc.
Roxana Hernandez	Director	Turner Construction Co.
Julie Holmes	Immediate Past Chair	JK2 Scenic
Michael Jordan	Director	Lithko Contracting
Matt Krstolic	Director	Hensel Phelps
Scott Luebbert	Director	Tri-City Electrical Contractors
Debbie Rodriguez	Chair-Elect	Competitive Edge Partners
Scott Scruby	Director	Sunbelt Rentals
Chad Tinetti	Director	Tavistock Development
Oskar Torres	Director	Towers Construction Company
Matt Walton	Director	MiGre Engineers, LLC
Mark Woehrle	Director	Comprehensive Energy Services, Inc.

BOARD MEMBERS ABSENT

Roy Burkett	Vice Chair	S. I. Goldman Company, Inc.
Shane Burnsed	Director	Gilbane Building Company
Steven Lockhart	Director	Finfrock Construction, LLC
Derrick Valkenburg	Director	Shutts & Bowen

BOARD MEMBERS ON ZOOM

David Schultz	Vice Chair	CEMEX
---------------	------------	-------

GENERAL COUNSEL ABSENT

Michael C. Sasso	General Counsel	Sasso & Sasso, P.A.
Thomas P. Wert	Vice Chair	Dean Mead Attorneys at Law

ABC STAFF PRESENT

Michele Daugherty	President & CEO
Taylor Dupree	Chapter Resources & Government Affairs
Ryan Tucholski	VP & COO
Cat Wert	Membership Director
Nancy Wray	VP & COO

CALL TO ORDER

- **GARCIA** called the board meeting to order at 3:32PM with the Pledge of Allegiance.

CONSENT AGENDA

1. MINUTES

- All minutes will be uploaded to the new website.
- **A motion was made and seconded to approve the minutes from the August 2025 meeting. The motion passed.**

2. FINANCIALS

- **BASTIN** reviewed the final summary for July 2025 and draft for August 2025.
- **A motion was made and seconded to approve the July 2025 financials. The motion passed.**

LEADERSHIP REPORTS

- **GARCIA** gave an update on board elections.
 - The candidate slate is out and open for voting. Voting closes at the end of August. The results will be at the October board meeting to be approved. New board members will sit in the board planning session.
 - Ryan Tucholski and Nancy DeCaul were introduced to the board for their new positions.
 - Encouraged the board members to get engaged to get their 2 members for the year if they have not already.
 - Proposal for 2026 4% National Dues only increase only distributed with comparison of National & Chapter dues at a 4% increase.
 - **A motion was made and seconded to approve a National 4% Dues Increase Only. The motion passed.**
- **HOLMES** gave an update on the Committee Open house on November 5, 2025. The board is encouraged to send their teams to learn about and get involved with a committee.
- **RODRIGUEZ** the Construction Expo is Thursday, September 18.
 - EdTech early bird pricing is below the goal still, extending through Expo to get more exposure.

NEW MEMBER COMPANIES

Aggreko	Supplier
Apex Striping	\$1M-\$3M
CM Labs Simulations Inc.	Supplier
Document Crunch	Associate
Eden Landscape Enterprises, Inc.	\$1M-\$3M
I-Tech Support Services	\$1M-\$3M
KBL Buildings, Inc.	\$1M-\$3M
Lowe's	Supplier
Murphy Lighting Systems	\$6-\$11M
Rapid Removal, Inc.	\$15-\$20M
Satellite Shelters, Inc.	Supplier

A motion was made and seconded to approve the new members from August 2025. The motion passed.

COMMITTEE LIAISON REPORTS

- **TORRES** gave a membership development update.
 - 3 new members added from the Unlock ABC event. 32 prospective member companies were in attendance.
 - 56% of new members in 2025 are contractor level, need to focus on more contractor members.
 - A volunteer sign-up sheet was passed around for board members to sign up for a time to be in the ABC booth to talk to prospective members about benefits of joining ABC.
 - October 2 is going to be the membership blitz.
 - **DAUGHERTY** the Executive Committee met about the 15 for 12 membership deal. National has gone

away with this but the money lost on National dues is diminutive. This is moving forward for contractor members only.

- **A motion was made and seconded to approve the 15 for 12 New Member deal for contractor level members only. The motion passed.**

- **DELANEY** gave an update on Outreach.
 - **DECAUL** Moving forward with Contractors & Connections lunch program in partnership with RoMac to get Lake County members involved and recruit new members.
- **LOCKHART** gave a government affairs update.
 - October 3 is going to be an open Government Affairs Committee meeting.
 - September 25 is the Legislative Power Hour virtual event to cover 2025 session updates and 2026 goals.
- **TORRES** gave an Excellence in Construction Awards Committee update.
 - There are 888 signed up for the EIC Banquet so far on October 18.
 - EIC Banquet still has a few sponsorships left.
 - The theme is Out of This World!
- **JORDAN** gave an update on YP Committee.
 - The YP Spooky Olympics are going to be on October 23 at the ABC Office.
 - They will also have a Shrek themed booth at the Expo
 - The four YP of the Year finalists will be highlighted in the December BCF issue and the winner is going to be announced at the EIC banquet.
- **GARCIA** gave a Programs Committee update.
 - There are 3 upcoming Builders' Breakfast.
- **HERNANDEZ** gave an update on Safety.
 - Making progress on getting a set venue/date for the 2026 Safety Conference.
- **SCRUBY** gave an update on Special Events
 - Good feedback and favor to repeat the Committee Appreciation event at Tuffy's Music Box.
 - August ABC on Tap has a good turnout and feedback.
 - Holiday Party is going to be tentatively on December 10.
 - The Fall Golf tournament are coming up, the September 29 tournament is sold out for foursomes but there are still sponsorships available.
 - The Clay Shoot in November is going to be Thanksgiving Pilgrim themed
- **GARCIA** gave an update on the Training & Development Committee.
 - EdTech Summit is on October 24, 2025.
 - NEXGEN Program kicked off today, introductions after the board meeting followed by a mixer.
- **CARTER** gave an update on Workforce Outreach.
 - The iBowl for iBuild event is coming up on September 26. You can sponsor a lane for students and educators or buy a lane for your company to bowl.
 - Casino Night made a record net of over \$52K. That money goes into the Workforce Education Fund to go back into community industry education programs.
 - **GARCIA** PIPE Apprenticeship program classes have started.
- **KRSTOLIC** gave an update on Collegiate Outreach.
 - UCF and Seminole State teams are working on 2026 competition.
-

PRESIDENT'S REPORT

- **DAUGHERTY** from September 29-October 1 is the ABC Construction Project Owners Summit.
- Every company needs to be looking at what they are doing for Suicide Prevention.
- National Leadership Conference in Marco Island is coming up November 10-13 that has a great leadership track for anyone that is interested.
- Building Updates: The classrooms downstairs struggle to get WiFi, Summit Broadband is going to put in fiber

optic to make the WiFi access better. The roof is being fixed. Milwaukee Tool is making some updates to their room. The parking lot is being repaved and restriped. There will also be about 5 new parking spaces. The HVAC controllers also need to be fixed. Should not need to touch the building maintenance fund for these items.

-

OPEN DISCUSSION

- NA

NEXT MEETING

- October 20, 2025, at 3:30 PM, followed by a new member reception.

ADJOURNMENT

- GARCIA adjourned the meeting at 4:28 PM. New member reception followed.

TD 9/15/2025

**ABC of Central Florida
Financial Statements Summary**

	Aug 2025	Aug 2024	\$ Change	% Change
Cash	992,750.55	1,264,062.32	(271,311.77)	-21.46%
Raymond James Investments	1,793,786.99	1,088,626.19	705,160.80	64.78%
Plumbing/Workforce Funds	424,136.67	169,450.89	254,685.78	150.30%
Total Cash/Savings	<u>3,210,674.21</u>	<u>2,522,139.40</u>	<u>688,534.81</u>	<u>27.30%</u>
Total Current Assets	3,090,487.86	2,252,332.98	838,154.88	37.21%
Total Fixed Assets	1,534,282.18	1,305,305.88	228,976.30	17.54%
Total Assets	4,625,388.34	3,558,257.16	1,067,131.18	29.99%
Total Liabilities	1,075,394.47	886,201.55	189,192.92	21.35%
Total Equity	3,549,993.87	2,672,055.61	877,938.26	32.86%
	Jan - Aug 2025	YTD Budget YTD	\$ Change	% Change
Total Income	1,955,545.89	1,786,657.71	168,888.18	9.45%
Total Expenses	1,906,457.29	2,095,954.26	(189,496.97)	-9.04%
Other Income	123,413.80	118,705.72	4,708.08	3.97%
Net Income (Loss)	172,502.40	(190,590.83)	363,093.23	-190.51%

**ABC of Central Florida
Financial Statements Summary**

	Sep 2025	Sep 2024	\$ Change	% Change
Cash	955,468.42	1,114,895.06	(159,426.64)	-14.30%
Raymond James Investments	1,802,515.51	1,103,615.97	698,899.54	63.33%
Plumbing/Workforce Funds	510,157.72	310,047.88	200,109.84	64.54%
Total Cash/Savings	<u>3,268,141.65</u>	<u>2,528,558.91</u>	<u>739,582.74</u>	<u>29.25%</u>
Total Current Assets	3,076,576.50	2,286,473.76	790,102.74	34.56%
Total Fixed Assets	1,525,689.96	1,298,685.13	227,004.83	17.48%
Total Assets	4,602,884.76	3,585,777.19	1,017,107.57	28.37%
Total Liabilities	949,492.51	758,171.28	191,321.23	25.23%
Total Equity	3,653,392.25	2,827,605.91	825,786.34	29.20%
	Jan - Sep 2025	YTD Budget YTD	\$ Change	% Change
Total Income	2,364,553.07	2,182,927.49	181,625.58	8.32%
Total Expenses	2,229,426.45	2,430,832.15	(201,405.70)	-8.29%
Other Income	140,774.16	133,543.93	7,230.23	5.41%
Net Income (Loss)	275,900.78	(114,360.73)	390,261.51	-341.25%

11:56 AM
 10/09/25
 Accrual Basis

Associated Builders and Contractors, Inc.
Balance Sheet
 As of August 31, 2025

	Aug 31, 25	Aug 31, 24
ASSETS		
Current Assets		
Checking/Savings		
11001 · Operating Accounts		
11000 · Petty Cash	500.00	963.00
11026 · WPNB Operating - Closed	0.00	23,398.56
11027 · WPNB Operating	522,754.69	787,789.18
11030 · WPNB MMA 3.75%	469,495.86	451,911.58
Total 11001 · Operating Accounts	992,750.55	1,264,062.32
11002 - Reserve Funds		
11002.1 · AB Bldg. CD 4.21% MA 10/2025	152,090.48	0.00
11002.2 · Bank OZK - CD & Treasury 4.125%	500,816.95	0.00
11010 · Raymond James Investments	1,140,879.56	1,088,626.19
Total 11002 · Reserve Funds	1,793,786.99	1,088,626.19
11003 - Restricted Funds		
11004 · Plumbing Apprentice Operating	137,310.84	0.00
11031 · Workforce Operating	132,383.69	169,449.48
11032 · AB Workforce MMA 3.75%	154,442.14	1.41
Total 11003 · Restricted Funds	424,136.67	169,450.89
Total Checking/Savings	3,210,674.21	2,522,139.40
Accounts Receivable	-381,607.63	-527,878.42
Other Current Assets		
11200 · Prepaid National Dues	146,949.77	137,037.58
11210 · Prepaid State Dues	38,403.70	33,315.35
11220 · Prepaid Insurance	9,216.26	7,701.04
11230 · Prepaid Expenses	61,379.16	74,618.58
11240 · Inventory	6,452.39	11,574.45
1499 · Undeposited Funds	-980.00	-6,175.00
Total Other Current Assets	261,421.28	258,072.00
Total Current Assets	3,090,487.86	2,252,332.98
Fixed Assets		
11300 · Equipment & Furniture	131,481.56	131,481.56
11321 · Building - Valencia	2,135,299.02	2,135,299.02
11325 · Building Signage	20,446.33	20,446.33
11331 · Land - Valencia	151,684.09	151,684.09
11350 · Equipment - Capital Lease	41,400.00	41,400.00
11355 · Building Tenant Improvement	546,101.55	284,569.48
11356 · ROU Accum. Amortization	56,292.02	0.00
11400 · Accumulated Depreciation	-1,548,422.39	-1,459,574.60
Total Fixed Assets	1,534,282.18	1,305,305.88
Other Assets		
11600 · Refundable Deposit - Utilities	618.30	618.30
Total Other Assets	618.30	618.30
TOTAL ASSETS	4,625,388.34	3,558,257.16
LIABILITIES & EQUITY		
Liabilities		
Current Liabilities		
Accounts Payable	14,688.47	-25,488.72
Credit Cards	-33,944.40	15,437.01
Other Current Liabilities		
2100 · Payroll Liabilities	11,538.16	17,031.05

11:56 AM

10/09/25

Accrual Basis

Associated Builders and Contractors, Inc.
Balance Sheet
As of August 31, 2025

	<u>Aug 31, 25</u>	<u>Aug 31, 24</u>
22100 · Sales Tax Payable	42.30	5.96
22110 · Accrued Property Taxes	36,716.06	36,107.36
22112 · ST Lease Liability	12,129.24	2,971.16
22201 · Tenant Security Deposits	4,564.30	6,426.80
22202 · Future Events Income	114,978.12	70,482.14
22203 · Member Services	50,356.34	31,011.94
22204 · Renewing Member Dues- 2024	0.00	439,985.95
22208 · New Member Dues-2024	0.00	132,757.08
22209 · VIP Sponsorship	203,780.16	156,499.44
22211 · PAC Funds	850.00	0.00
22212 · Renewing Member Dues 2025	470,049.68	0.00
22213 · New Member Dues- 2025	145,247.84	0.00
22300 · Trimmer Constr. Ed. Payable	100.00	0.00
22301 · Free Enterprise All. Payable	150.00	-2,000.00
22305 · Workforce Enhancement Fund	-14.58	4,226.67
Total Other Current Liabilities	<u>1,050,487.62</u>	<u>895,505.55</u>
Total Current Liabilities	1,031,231.69	885,453.84
Long Term Liabilities	44,162.78	747.71
Total Liabilities	<u>1,075,394.47</u>	<u>886,201.55</u>
Equity		
30000 · Opening Bal Equity	91,666.79	0.00
31100 · Retained Earnings	3,285,824.68	2,632,910.13
Net Income	172,502.40	39,145.48
Total Equity	<u>3,549,993.87</u>	<u>2,672,055.61</u>
TOTAL LIABILITIES & EQUITY	<u><u>4,625,388.34</u></u>	<u><u>3,558,257.16</u></u>

11:52 AM

**Associated Builders and Contractors, Inc.
Profit & Loss Budget Performance**

10/09/25

Accrual Basis

August 2025

	Aug 25	Budget	Jan - Aug 25	YTD Budget	Annual Budget
Ordinary Income/Expense					
Income					
40000 · Membership Income					
41000 · New Member Dues	36,380.94	18,750.00	170,547.83	150,000.00	225,000.00
41010 · Renewing Member Dues	117,512.42	112,698.48	881,040.72	901,587.81	1,352,381.73
41020 · Enrollment Fee	1,100.00	666.67	11,110.98	5,333.32	8,000.00
41030 · Membership Promotion	0.00	100.00	500.00	1,000.00	1,000.00
46030 · Job Site Signs Sales	0.00	350.00	2,349.79	2,800.00	4,000.00
Total 40000 · Membership Income	154,993.36	132,565.15	1,065,549.32	1,060,721.13	1,590,381.73
40100 · Events Income					
41040 · Regional Outreach Income	2,916.66	3,333.33	23,459.48	26,666.68	40,000.00
44000 · Meetings (Ticket Event)	666.67	2,925.00	90,869.37	93,725.00	105,325.00
44010 · Golf Tournaments	0.00	0.00	204,432.95	183,120.00	285,000.00
44030 · Construction Expo	250.00	0.00	-1,600.00	0.00	136,400.00
44040 · GC Connect	0.00	0.00	50,855.00	40,500.00	40,500.00
44050 · EiC Construction Awards Banquet	-3,935.00	0.00	5,931.00	0.00	464,550.00
44100 · Sponsored Events	6,125.00	5,500.00	22,085.00	23,820.00	56,300.00
44105 · Young Professionals Events	2,214.42	0.00	16,480.32	8,000.00	10,000.00
Total 40100 · Events Income	8,237.75	11,758.33	412,513.12	375,831.68	1,138,075.00
40200 · Training and Development Income					
43000 · Seminars Registration	8,330.20	10,089.40	56,700.75	73,215.20	105,358.40
43001 · Seminars Other Income	0.00	0.00	0.00	0.00	0.00
43020 · Safety Seminar Registration	22.77	1,650.00	16,805.17	13,295.00	19,895.00
43031 · Safety Conference	0.00	0.00	69,950.00	66,750.00	66,750.00
43035 · NEXGEN	0.00	0.00	51,753.16	41,313.38	59,470.00
43040 · Education Conference	0.00	0.00	0.00	0.00	0.00
43041 · Project Mgmt. Institute	0.00	0.00	50,000.00	49,000.00	49,000.00
43050 · HR Peer Group Income	915.00		2,320.00		
43060 · Safety Captive Program	11,000.00		120,549.40		
Total 40200 · Training and Development Income	20,267.97	11,739.40	368,078.48	243,573.58	300,473.40
40300 · Advertising & Marketing Income	12,744.16	12,724.66	109,404.97	106,531.32	134,155.00
Total Income	196,243.24	168,787.54	1,955,545.89	1,786,657.71	3,163,085.13
Gross Profit	196,243.24	168,787.54	1,955,545.89	1,786,657.71	3,163,085.13
Expense					
60000 · Membership Expenses					
61040 · Member Fees & Promotion	1,216.95	3,767.51	24,991.91	30,140.00	45,210.04
Total 60000 · Membership Expenses	1,216.95	3,767.51	24,991.91	30,140.00	45,210.04
60100 · Events Expense					
610402 · Regional Outreach Expense	0.00	500.00	934.57	4,000.00	6,000.00
64000 · Meetings (Ticket Event) Expense	1.18	833.33	40,651.89	48,740.68	52,074.00
64010 · Golf Tournaments Expense	386.64	0.00	134,912.01	131,040.48	186,788.28
64030 · Construction Expo Expense	1,047.12	0.00	3,414.20	0.00	55,000.00
64040 · GC Connect Expense	0.00	0.00	11,935.48	12,076.24	12,076.24
64050 · EiC Construction Awards Expense	91.04	0.00	10,026.57	0.00	280,400.00
64100 · Sponsored Events Exp	1,835.41	2,000.00	7,746.18	8,000.00	22,700.00
64105 · Young Professionals Expense	850.21	0.00	7,445.34	4,750.00	6,250.00
64107 · VIP Expenses	285.76	0.00	3,402.23	5,400.00	9,400.00
64112 · Meetings & Events General Exps.	255.23	350.00	5,366.74	2,800.00	4,200.00
Total 60100 · Events Expense	4,752.59	3,683.33	225,835.21	216,807.40	634,888.52
60200 · Training and Development Expense					
63000 · Seminar Expense	4,800.95	5,323.47	69,950.91	76,087.69	97,381.57
63035 · NEXGEN Expense	70.13	0.00	13,829.27	8,767.00	15,000.00
63041 · Project Mgmt. Institute Expense	0.00	0.00	13,141.41	17,650.00	17,650.00
63050 · HR Peer Group Expense	50.10		246.26		
63105 · Safety Captive Program Expense	9,365.00		88,855.13		
Total 60200 · Training and Development Expense	14,286.18	5,323.47	186,022.98	102,504.69	130,031.57

11:52 AM

10/09/25

Accrual Basis

Associated Builders and Contractors, Inc.
Profit & Loss Budget Performance

August 2025

	Aug 25	Budget	Jan - Aug 25	YTD Budget	Annual Budget
60300 · Advertising & Marketing Expense	15,238.55	13,008.67	85,020.24	88,791.32	127,942.00
60400 · General and Administrative					
65030 · Website	80.00	1,366.67	3,196.38	10,933.32	16,400.00
66050 · Personnel Expenses	107,631.82	122,937.45	788,666.39	1,001,249.71	1,542,999.51
66060 · Insurances	1,990.59	1,875.00	14,544.63	14,999.96	22,499.96
67050 · Staff & Team Development	387.77	625.00	4,930.35	5,000.00	7,500.00
68000 · Auto Expense	1,224.94	1,666.67	9,997.81	13,333.32	20,000.00
68200 · President's Expense	0.00	208.33	826.80	1,666.64	2,499.96
68210 · Board of Directors Meetings	227.20	750.00	1,674.91	6,000.00	9,000.00
68220 · Committee Meetings	964.68	291.67	1,630.69	2,333.32	3,500.00
69000 · Utilities	3,306.00	3,333.33	22,732.94	26,666.68	40,000.00
69020 · Property Taxes	4,600.36	4,600.36	36,765.90	36,802.86	55,204.30
69030 · Janitorial & Cleaning	1,199.09	1,520.83	10,476.73	12,166.68	18,250.00
69040 · Building Supplies/Maintenance	2,764.74	4,250.00	28,151.68	34,000.00	51,000.00
69100 · Administrative - Postage	28.41	37.50	252.99	300.00	450.00
69120 · Telephone & Data Expense	781.45	1,291.67	8,684.25	10,333.32	15,500.00
69190 · Computer Software	1,987.48	1,833.33	12,310.04	14,666.68	22,000.00
69200 · Leased Office Equipment	1,380.61	500.00	9,530.23	4,000.00	6,000.00
69210 · Office Supplies	1,062.44	500.00	4,654.45	4,000.00	6,000.00
69220 · Equipment R&M, Supplies	2,146.29	1,500.00	10,036.77	12,000.00	18,000.00
69300 · Advertising expense	0.00	500.00	0.00	4,000.00	6,000.00
69315 · Bank Charges	22.40	54.17	288.70	433.32	650.00
69340 · Professional Services	3,750.00	1,666.67	17,368.87	30,833.32	37,500.00
69350 · Taxes & Licenses	0.00	62.50	148.15	500.00	750.00
69370 · Dues, Subscript., Sponsorships	179.00	100.00	449.00	800.00	1,200.00
69400 · Depreciation	7,600.08	7,500.00	60,501.66	60,000.00	90,000.00
Total 60400 · General and Administrative	143,315.35	158,971.15	1,047,820.32	1,307,019.13	1,992,903.73
61000 · National Dues	34,144.83	31,079.35	235,530.78	248,634.85	372,952.25
61020 · State Dues	8,708.10	7,319.61	54,917.60	58,556.87	87,835.31
61100 · National Meetings	433.16	100.00	27,339.46	19,500.00	25,000.00
68110 · State Meetings	0.00	750.00	3,856.19	6,000.00	9,000.00
68180 · Chapter Planning Conference	0.00	0.00	0.00	0.00	7,500.00
68190 · Other Conferences	0.00	250.00	0.00	2,000.00	3,000.00
69360 · Association Meetings	0.00	0.00	0.00	0.00	0.00
69391 · Community Enrichment	9,054.27	2,000.00	15,122.60	16,000.00	24,000.00
Total Expense	231,149.98	226,253.09	1,906,457.29	2,095,954.26	3,460,263.42
Net Ordinary Income	-34,906.74	-57,465.55	49,088.60	-309,296.55	-297,178.29
Other Income/Expense					
Other Income					
PIPE Apprenticeship, Net	-647.61	11,153.63	-17,033.04	89,229.04	133,843.56
Student Chapter, net	0.00		0.00		
Workforce Fund, net	57,836.75		48,846.04		
46511 · Tech Lab	0.00		5,025.87		
47000 · Interest Income	3,933.00		32,331.66		
47010 · General Income	0.00		16.18		
47012 · Rental Income					
470122 · Lease Space					
470125 · Astronaut Lease Ste101-2,025	2,025.00	1,685.00	16,206.47	13,480.00	20,220.00
470126 · Empire Elect ste102 - 1,700	1,700.00	1,666.25	13,800.00	13,330.00	19,995.00
470128 · Safety Consultants USA- 415	415.00	833.33	2,884.49	6,666.68	10,000.00
Total 470122 · Lease Space	4,140.00	4,184.58	32,690.96	33,476.68	50,215.00
470123 · Classroom rental	-58.79	541.67	5,581.75	4,333.32	6,500.00
470124 · Rental Supplies	0.00	208.33	50.00	1,666.68	2,500.00
Total 47012 · Rental Income	4,081.21	4,934.58	38,322.71	39,476.68	59,215.00
470127 · United Form ste103-1,535	0.00	0.00	0.00	0.00	0.00
47020 · Gain (Loss) on Investment/Asset	5,588.28		17,572.48		

11:52 AM

10/09/25

Accrual Basis

**Associated Builders and Contractors, Inc.
Profit & Loss Budget Performance**

August 2025

	<u>Aug 25</u>	<u>Budget</u>	<u>Jan - Aug 25</u>	<u>YTD Budget</u>	<u>Annual Budget</u>
Total Other Income	70,791.63	16,088.21	125,081.90	128,705.72	193,058.56
Other Expense					
66511 - Tech Lab Expense	146.44	1,250.00	1,668.10	10,000.00	15,000.00
Total Other Expense	146.44	1,250.00	1,668.10	10,000.00	15,000.00
Net Other Income	70,645.19	14,838.21	123,413.80	118,705.72	178,058.56
Net Income	<u>35,738.45</u>	<u>-42,627.34</u>	<u>172,502.40</u>	<u>-190,590.83</u>	<u>-119,119.73</u>

11:58 AM

Associated Builders and Contractors, Inc.

Balance Sheet

10/09/25

As of September 30, 2025

Accrual Basis

	Sep 30, 25	Sep 30, 24
ASSETS		
Current Assets		
Checking/Savings		
11001 · Operating Accounts		
11000 · Petty Cash	500.00	1,915.00
11027 · WPNB Operating	484,085.68	659,471.97
11030 · WPNB MMA 3.75%	470,882.74	453,508.09
Total 11001 · Operating Accounts	955,468.42	1,114,895.06
11002 · Reserve Funds		
11002.1 · AB Bldg. CD 4.21% MA 10/2025	153,712.89	0.00
11002.2 · Bank OZK - CD & Treasury 4.125%	500,976.22	0.00
11010 · Raymond James Investments	1,147,826.40	1,103,615.97
Total 11002 · Reserve Funds	1,802,515.51	1,103,615.97
11003 · Restricted Funds		
11004 · Plumbing Apprentice Operating	171,930.54	0.00
11031 · Workforce Operating	183,320.44	310,046.47
11032 · AB Workforce MMA 3.75%	154,906.74	1.41
Total 11003 · Restricted Funds	510,157.72	310,047.88
Total Checking/Savings	3,268,141.65	2,528,558.91
Accounts Receivable	-420,316.45	-459,946.91
Other Current Assets		
11200 · Prepaid National Dues	117,991.39	109,706.55
11210 · Prepaid State Dues	31,551.85	26,906.05
11220 · Prepaid Insurance	7,225.67	5,961.69
11230 · Prepaid Expenses	65,545.28	69,362.90
11240 · Inventory	6,292.11	11,422.77
1499 · Undeposited Funds	145.00	-5,498.20
Total Other Current Assets	228,751.30	217,861.76
Total Current Assets	3,076,576.50	2,286,473.76
Fixed Assets		
11300 · Equipment & Furniture	131,481.56	131,481.56
11321 · Building - Valencia	2,135,299.02	2,135,299.02
11325 · Building Signage	20,446.33	20,446.33
11331 · Land - Valencia	151,684.09	151,684.09
11350 · Equipment - Capital Lease	41,400.00	41,400.00
11355 · Building Tenant Improvement	546,101.55	284,569.48
11356 · ROU Accum. Amortization	55,299.88	0.00
11400 · Accumulated Depreciation	-1,556,022.47	-1,466,195.35
Total Fixed Assets	1,525,689.96	1,298,685.13
Other Assets		
11600 · Refundable Deposit - Utilities	618.30	618.30
Total Other Assets	618.30	618.30
TOTAL ASSETS	4,602,884.76	3,585,777.19
LIABILITIES & EQUITY		
Liabilities		
Current Liabilities		
Accounts Payable	-254.89	-42,033.36
Credit Cards	-28,888.79	40,960.64
Other Current Liabilities		
2100 · Payroll Liabilities	27,365.43	17,031.05
22100 · Sales Tax Payable	60.78	162.45

11:58 AM

Associated Builders and Contractors, Inc.

Balance Sheet

10/09/25

As of September 30, 2025

Accrual Basis

	Sep 30, 25	Sep 30, 24
22110 · Accrued Property Taxes	43,606.46	40,620.78
22112 · ST Lease Liability	12,170.18	2,231.48
22201 · Tenant Security Deposits	4,564.30	6,426.80
22202 · Future Events Income	152,168.63	78,980.17
22203 · Member Services	47,221.38	31,545.28
22204 · Renewing Member Dues- 2024	0.00	330,306.47
22208 · New Member Dues-2024	0.00	121,692.06
22209 · VIP Sponsorship	161,842.25	126,728.08
22211 · PAC Funds	150.00	0.00
22212 · Renewing Member Dues 2025	352,537.26	0.00
22213 · New Member Dues- 2025	133,309.40	0.00
22301 · Free Enterprise All. Payable	0.00	-2,000.00
22305 · Workforce Enhancement Fund	510.42	4,771.67
Total Other Current Liabilities	935,506.49	758,496.29
Total Current Liabilities	906,362.81	757,423.57
Long Term Liabilities	43,129.70	747.71
Total Liabilities	949,492.51	758,171.28
Equity		
30000 · Opening Bal Equity	91,666.79	0.00
31100 · Retained Earnings	3,285,824.68	2,632,910.13
Net Income	275,900.78	194,695.78
Total Equity	3,653,392.25	2,827,605.91
TOTAL LIABILITIES & EQUITY	4,602,884.76	3,585,777.19

11:54 AM

10/09/25

Accrual Basis

**Associated Builders and Contractors, Inc.
Profit & Loss Budget Performance**

September 2025

	Sep 25	Budget	Jan - Sep 25	YTD Budget	Annual Budget
Ordinary Income/Expense					
Income					
40000 · Membership Income					
41000 · New Member Dues	44,528.44	18,750.00	215,076.27	168,750.00	225,000.00
41010 · Renewing Member Dues	117,512.42	112,698.48	998,553.14	1,014,286.29	1,352,381.73
41020 · Enrollment Fee	650.00	666.67	11,760.98	5,999.99	8,000.00
41030 · Membership Promotion	0.00	0.00	500.00	1,000.00	1,000.00
46030 · Job Site Signs Sales	284.25	350.00	2,634.04	3,150.00	4,000.00
Total 40000 · Membership Income	162,975.11	132,465.15	1,228,524.43	1,193,186.28	1,590,381.73
40100 · Events Income					
41040 · Regional Outreach Income	2,916.66	3,333.33	26,376.14	30,000.01	40,000.00
44000 · Meetings (Ticket Event)	5,525.75	2,925.00	96,395.12	96,650.00	105,325.00
44010 · Golf Tournaments	71,118.00	101,880.00	275,550.95	285,000.00	285,000.00
44030 · Construction Expo	142,350.00	136,400.00	140,750.00	136,400.00	136,400.00
44040 · GC Connect	-3,000.00	0.00	47,855.00	40,500.00	40,500.00
44050 · EIC Construction Awards Banquet	-799.32	0.00	5,131.68	0.00	464,550.00
44100 · Sponsored Events	0.00	0.00	22,085.00	23,820.00	56,300.00
44105 · Young Professionals Events	244.42	0.00	16,724.74	8,000.00	10,000.00
Total 40100 · Events Income	218,355.51	244,538.33	630,868.63	620,370.01	1,138,075.00
40200 · Training and Development Income					
43000 · Seminars Registration	10,649.00	10,089.40	67,349.75	83,304.60	105,358.40
43001 · Seminars Other Income	0.00	0.00	0.00	0.00	0.00
43020 · Safety Seminar Registration	615.16	1,650.00	17,420.33	14,945.00	19,895.00
43031 · Safety Conference	0.00	0.00	69,950.00	66,750.00	66,750.00
43035 · NEXGEN	4,258.24	6,052.23	56,011.40	47,365.61	59,470.00
43040 · Education Conference	-150.00	0.00	-150.00	0.00	0.00
43041 · Project Mgmt. Institute	0.00	0.00	50,000.00	49,000.00	49,000.00
43050 · HR Peer Group Income	0.00	0.00	2,320.00	0.00	0.00
43060 · Safety Captive Program	11,000.00	0.00	131,549.40	0.00	0.00
Total 40200 · Training and Development Income	26,372.40	17,791.63	394,450.88	261,365.21	300,473.40
40300 · Advertising & Marketing Income	1,304.16	1,474.67	110,709.13	108,005.99	134,155.00
Total Income	409,007.18	396,269.78	2,364,553.07	2,182,927.49	3,163,085.13
Gross Profit	409,007.18	396,269.78	2,364,553.07	2,182,927.49	3,163,085.13
Expense					
60000 · Membership Expenses					
61040 · Member Fees & Promotion	2,555.57	3,767.51	27,547.48	33,907.51	45,210.04
Total 60000 · Membership Expenses	2,555.57	3,767.51	27,547.48	33,907.51	45,210.04
60100 · Events Expense					
610402 · Regional Outreach Expense	303.01	500.00	1,237.58	4,500.00	6,000.00
64000 · Meetings (Ticket Event) Expense	1,106.49	833.33	41,758.38	49,574.01	52,074.00
64010 · Golf Tournaments Expense	28,448.54	55,747.80	163,360.55	186,788.28	186,788.28
64030 · Construction Expo Expense	46,218.31	55,000.00	49,632.51	55,000.00	55,000.00
64040 · GC Connect Expense	0.00	0.00	11,935.48	12,076.24	12,076.24
64050 · EIC Construction Awards Expense	260.37	0.00	10,286.94	0.00	280,400.00
64100 · Sponsored Events Exp	0.00	0.00	7,746.18	8,000.00	22,700.00
64105 · Young Professionals Expense	81.74	250.00	7,527.08	5,000.00	6,250.00
64107 · VIP Expenses	635.60	0.00	4,037.83	5,400.00	9,400.00
64112 · Meetings & Events General Exps.	261.27	350.00	5,628.01	3,150.00	4,200.00
Total 60100 · Events Expense	77,315.33	112,681.13	303,150.54	329,488.53	634,888.52
60200 · Training and Development Expense					
63000 · Seminar Expense	2,815.60	5,323.47	72,766.51	81,411.16	97,381.57
63035 · NEXGEN Expense	692.82	6,069.00	14,522.09	14,836.00	15,000.00
63040 · Education Conference Expense	455.29	0.00	455.29	0.00	0.00
63041 · Project Mgmt. Institute Expense	0.00	0.00	13,141.41	17,650.00	17,650.00
63050 · HR Peer Group Expense	0.00	0.00	246.26	0.00	0.00
63105 · Safety Captive Program Expense	9,437.80	0.00	98,292.93	0.00	0.00
Total 60200 · Training and Development Expense	13,401.51	11,392.47	199,424.49	113,897.16	130,031.57

11:54 AM

10/09/25

Accrual Basis

Associated Builders and Contractors, Inc.
Profit & Loss Budget Performance

September 2025

	Sep 25	Budget	Jan - Sep 25	YTD Budget	Annual Budget
60300 · Advertising & Marketing Expense	5,636.95	6,566.67	90,657.19	95,357.99	127,942.00
60400 · General and Administrative					
65030 · Website	80.00	1,366.67	3,276.38	12,299.99	16,400.00
66050 · Personnel Expenses	134,341.99	122,937.45	923,008.38	1,124,187.16	1,542,999.51
66060 · Insurances	1,990.59	1,875.00	16,535.22	16,874.96	22,499.96
67050 · Staff & Team Development	317.95	625.00	5,248.30	5,625.00	7,500.00
68000 · Auto Expense	1,453.61	1,666.67	11,451.42	14,999.99	20,000.00
68200 · President's Expense	1,584.93	208.33	2,411.73	1,874.97	2,499.96
68210 · Board of Directors Meetings	483.73	750.00	2,158.64	6,750.00	9,000.00
68220 · Committee Meetings	0.00	291.67	1,630.69	2,624.99	3,500.00
69000 · Utilities	3,331.37	3,333.33	26,064.31	30,000.01	40,000.00
69020 · Property Taxes	6,890.40	4,600.36	43,656.30	41,403.22	55,204.30
69030 · Janitorial & Cleaning	1,361.04	1,520.83	11,837.77	13,687.51	18,250.00
69040 · Building Supplies/Maintenance	8,268.79	4,250.00	36,420.47	38,250.00	51,000.00
69100 · Administrative - Postage	27.22	37.50	280.21	337.50	450.00
69120 · Telephone & Data Expense	1,028.30	1,291.67	9,712.55	11,624.99	15,500.00
69190 · Computer Software	3,235.09	1,833.33	15,545.13	16,500.01	22,000.00
69200 · Leased Office Equipment	1,958.72	500.00	11,488.95	4,500.00	6,000.00
69210 · Office Supplies	634.63	500.00	5,289.08	4,500.00	6,000.00
69220 · Equipment R&M, Supplies	2,854.21	1,500.00	12,890.98	13,500.00	18,000.00
69300 · Advertising expense	583.08	500.00	583.08	4,500.00	6,000.00
69315 · Bank Charges	22.30	54.17	311.00	487.49	650.00
69340 · Professional Services	0.00	1,666.67	17,368.87	32,499.99	37,500.00
69350 · Taxes & Licenses	0.00	62.50	148.15	562.50	750.00
69370 · Dues, Subscript., Sponsorships	0.00	100.00	449.00	900.00	1,200.00
69400 · Depreciation	7,600.08	7,500.00	68,101.74	67,500.00	90,000.00
Total 60400 · General and Administrative	178,048.03	158,971.15	1,225,868.35	1,465,990.28	1,992,903.73
61000 · National Dues	35,873.38	31,079.35	271,404.16	279,714.20	372,952.25
61020 · State Dues	9,326.85	7,319.61	64,244.45	65,876.48	87,835.31
61100 · National Meetings	0.00	100.00	27,339.46	19,600.00	25,000.00
68110 · State Meetings	0.00	750.00	3,856.19	6,750.00	9,000.00
68180 · Chapter Planning Conference	0.00	0.00	0.00	0.00	7,500.00
68190 · Other Conferences	0.00	250.00	0.00	2,250.00	3,000.00
69360 · Association Meetings	0.00	0.00	0.00	0.00	0.00
69391 · Community Enrichment	811.54	2,000.00	15,934.14	18,000.00	24,000.00
Total Expense	322,969.16	334,877.89	2,229,426.45	2,430,832.15	3,460,263.42
Net Ordinary Income	86,038.02	61,391.89	135,126.62	-247,904.66	-297,178.29
Other Income/Expense					
Other Income					
PIPE Apprenticeship, Net	3,682.96	11,153.63	-13,350.08	100,382.67	133,843.56
Student Chapter, net	0.00		0.00		
Workforce Fund, net	-1,524.80		47,321.24		
46511 · Tech Lab	0.00		5,025.87		
47000 · Interest Income	5,475.32		37,806.98		
47010 · General Income	0.00		16.18		
47012 · Rental Income					
470122 · Lease Space					
470125 · Astronaut Lease Ste101-2,025	2,025.00	1,685.00	18,231.47	15,165.00	20,220.00
470126 · Empire Elect ste102 - 1,700	1,700.00	1,666.25	15,300.00	14,996.25	19,995.00
470128 · Safety Consultants USA- 415	415.00	833.33	3,299.49	7,500.01	10,000.00
Total 470122 · Lease Space	4,140.00	4,184.58	36,830.96	37,661.26	50,215.00
470123 · Classroom rental	482.20	541.67	6,063.95	4,874.99	6,500.00
470124 · Rental Supplies	0.00	208.33	50.00	1,875.01	2,500.00
Total 47012 · Rental Income	4,622.20	4,934.58	42,944.91	44,411.26	59,215.00
470127 · United Form ste103-1,535	0.00	0.00	0.00	0.00	0.00
47020 · Gain (Loss) on Investment/Asset	5,104.68		22,677.16		



PAC | UCF | WEF | TRIMMER | FEA
Financial Status Report
As of September 30, 2025

Total PAC Funds
\$111,228.07

UCF Student Chapter Funds
\$77,924.26

Workforce Enhancement Funds
\$183,320.44
\$154,906.74 (Ameris Bank MMA 3.75%)

\$338,227.18

PIPE Apprenticeship Funds
\$176,605.54

Trimmer Construction Education Foundation Funds
\$22,550.00

Free Enterprise Alliance Funds
\$33,700.00

RAYMOND JAMES®

August 29 to September 30, 2025
Account # 700C0151

THE TYSON SMITH GROUP OF RJ

Raymond James & Associates
301 E PINE ST STE 1100 | ORLANDO, FL 32801 | (800) 426-7449
(407) 883-4226
thetysonsmithgroup.com
Tyson.Smith@RaymondJames.com



CENTRAL FL CHAPTER ASSOCIATED
BUILDERS AND CONTRACTORS INC
651 DANVILLE DR STE 200
ORLANDO FL 32825-6393504

Raymond James Client Services
800-647-SERV (7378)
Monday - Friday 8 a.m. to 9 p.m. ET

Online Account Access
raymondjames.com/clientaccess

ABC - Central FL Chapter Account Summary - #700C0151

Brokerage

		This Statement	Year to Date
Value This Statement			
\$1,147,826.40			
Beginning Balance		\$1,140,879.56	\$1,109,058.72
Deposits		\$0.00	\$0.00
Income		\$1,842.16	\$16,090.52
Withdrawals		\$0.00	\$0.00
Expenses		\$0.00	\$0.00
Change in Value		\$5,104.68	\$22,677.16
Ending Balance		\$1,147,826.40	\$1,147,826.40
Dollar-Weighted Performance*			
YTD	3.52%		
Annualized Since 05/07/2018	2.55%		
Last Statement	Prior Year-End		
\$1,140,879.56	\$1,109,058.72		

Performance Inception: 05/07/2018

Important Messages

- Your account purpose is Wealth Accumulation & Provide Income, with a moderate risk tolerance and a 10 to 20 year time horizon.



Your Portfolio

For more information,
visit [raymondjames.com/clientaccess](https://www.raymondjames.com/clientaccess)

	Quantity	Price	Value	Gain or (Loss) ^o	Estimated Annual Income
Cash & Cash Alternatives					
Raymond James Bank Deposit Program † 0.2% - Selected Sweep Option			\$534,130.74		\$1,068.26
Raymond James Bank			\$245,065.45		
Tristate Capital Bank			\$245,065.45		
Barclays Bank Delaware			\$41,909.27		
The Huntington National Bank			\$2,090.57		
Your bank priority state: FL					
† Please see the Raymond James Bank Deposit Program on the Understanding Your Statement page.					
Estimated Income Yield for RJBDP was calculated as of 9/30/2025.					
FIMM GOVERNMENT PORTFOLIO MONEY MARKET INSTL CL M/M (FRGXX) 4.32%	244,126.200	\$1.000	\$244,126.20		\$10,546.25
Cash & Cash Alternatives Total			\$778,256.94		\$11,614.51
Mutual Funds					
WESTERN ASSET CORE PLUS BOND FUND CL C M/F (WAPCX)	22,309.230	\$9.350	\$208,591.30	\$(26,987.17) ^B	\$7,629.76
Mutual Funds Total			\$208,591.30	\$(26,987.17)	\$7,629.76
Exchange-Traded Products (ETPs)					
INVESCO QQQ TR (QQQ)	29.000	\$600.370	\$17,410.73	\$7,757.43	\$82.22
INVESCO S&P 500 EQUAL WEIGHT ETF (RSP)	186.000	\$189.700	\$35,284.20	\$13,075.97	\$556.51
SPDR S&P 500 ETF (SPY)	78.000	\$666.180	\$51,962.04	\$29,778.30	\$565.73
VANGUARD DIVIDEND APPRECIATION ETF (VIG)	261.000	\$215.790	\$56,321.19	\$26,568.37	\$926.29
Exchange-Traded Products Total			\$160,978.16	\$77,180.07	\$2,130.75
Please see the Exchange-Traded Products on the Understanding Your Statement page.					
Portfolio Total			\$1,147,826.40	\$50,192.90	\$21,375.02

^B Please see Cost Basis on the Understanding Your Statement page regarding Open End Mutual Funds.

^o Please see Cost Basis on the Understanding Your Statement page.

Log in to Client Access at <https://www.raymondjames.com/clientaccess> to view additional position details, filter, sort, or download up to 18 months of activity and see available delivery options for account documents.



Your Activity

Date	Activity Type	Description	Quantity/ Price	Amount
Income				
09/02/2025	Dividend - Taxable	FIMM GOVERNMENT PORTFOLIO MONEY MARKET INSTL CL M/M (FRGXX) \$.00360 per share x 243,249.630 shares		\$876.57
09/02/2025	Dividend - Taxable	WESTERN ASSET CORE PLUS BOND FUND CL C M/F (WAPCX) \$.03015 per share x 22,237.139 shares		\$670.45
09/26/2025	Dividend - Taxable	INVESCO S&P 500 EQUAL WEIGHT ETF (RSP) \$.82011 per share x 186.000 shares		\$152.54
09/30/2025	Interest at RJ Bank Deposit Program	Raymond James Bank Deposit Program		\$142.60
Income Total				\$1,842.16
Purchases, Sales and Redemptions				
09/02/2025	Reinvest	FIMM GOVERNMENT PORTFOLIO MONEY MARKET INSTL CL M/M (FRGXX) \$.00360 per share x 243,249.630 shares	876.570 \$1.000	\$(876.57)
09/02/2025	Reinvest	WESTERN ASSET CORE PLUS BOND FUND CL C M/F (WAPCX) \$.03015 per share x 22,237.139 shares	72.091 \$9.30005	\$(670.45)



Associated Builders and Contractors, Inc.
Profit & Loss Budget Performance
January through December 2025

	TOTAL	
	Jan - Dec 25	YTD Budget
Ordinary Income/Expense		
Income		
40000 · Membership Income		
41000 · New Member Dues	348,661.59	225,000.00
41010 · Renewing Member Dues	1,351,090.40	1,352,381.73
41020 · Enrollment Fee	11,760.98	8,000.00
41030 · Membership Promotion	500.00	1,000.00
46030 · Job Site Signs Sales	3,071.54	4,000.00
Total 40000 · Membership Income	1,715,084.51	1,590,381.73
40100 · Events Income		
41040 · Regional Outreach Income	35,061.12	40,000.00
Total 44000 · Meetings (Ticket Event)	137,372.71	105,325.00
44010 · Golf Tournaments	322,649.95	285,000.00
44030 · Construction Expo	140,750.00	136,400.00
44040 · GC Connect	47,855.00	40,500.00
Total 44050 · EIC Construction Awards Banquet	607,594.84	464,550.00
Total 44100 · Sponsored Events	60,210.00	56,300.00
44105 · Young Professionals Events	18,318.00	10,000.00
Total 40100 · Events Income	1,369,811.62	1,138,075.00
40200 · Training and Development Income		
Total 43000 · Seminars Registration	80,185.75	105,358.40
43001 · Seminars Other Income	0.00	0.00
43035 · NEXGEN	70,574.64	59,470.00
43040 · Education Conference	25,145.00	0.00
43041 · Project Mgmt. Institute	50,000.00	49,000.00
43050 · HR Peer Group Income	3,390.00	
Total 40200 · Training and Development Income	229,295.39	213,828.40
40210 · Safety & Total Human Health		
Total 43020 · Safety Seminar Registration	22,389.33	19,895.00
43031 · Safety Conference	69,950.00	66,750.00
43060 · Safety Captive Program	166,049.40	
Total 40210 · Safety & Total Human Health	258,388.73	86,645.00
40300 · Advertising & Marketing Income		
45000 · BCF Magazine Advertising	64,695.02	69,085.00
45010 · Membership Directory	50,526.63	47,370.00
45012 · Monthly Mailing Advertising	3,679.96	2,000.00
45015 · Website Advertising	12,100.00	10,900.00
45020 · Weekly Email Advertising	1,800.00	4,800.00
Total 40300 · Advertising & Marketing Income	132,801.61	134,155.00
Total Income	3,705,381.86	3,163,085.13
Gross Profit	3,705,381.86	3,163,085.13
Expense		

Associated Builders and Contractors, Inc.
Profit & Loss Budget Performance
January through December 2025

	TOTAL	
	Jan - Dec 25	YTD Budget
60000 · Membership Expenses		
Total 61040 · Member Fees & Promotion	46,531.96	45,210.04
Total 60000 · Membership Expenses	46,531.96	45,210.04
60100 · Events Expense		
610402 · Regional Outreach Expense	2,737.58	6,000.00
Total 64000 · Meetings (Ticket Event) Expense	63,171.15	52,074.00
64010 · Golf Tournaments Expense	187,091.86	186,788.28
64030 · Construction Expo Expense	49,896.64	55,000.00
64040 · GC Connect Expense	11,935.48	12,076.24
Total 64050 · EIC Construction Awards Expense	416,209.75	280,400.00
Total 64100 · Sponsored Events Exp	23,446.18	22,700.00
64105 · Young Professionals Expense	9,252.17	6,250.00
64107 · VIP Expenses	8,037.83	9,400.00
64112 · Meetings & Events General Exps.	6,528.01	4,200.00
Total 60100 · Events Expense	778,306.65	634,888.52
60200 · Training and Development Expense		
Total 63000 · Seminar Expense	39,607.93	48,899.57
63035 · NEXGEN Expense	15,422.09	15,000.00
63040 · Education Conference Expense	13,155.29	
63041 · Project Mgmt. Institute Expense	13,141.41	17,650.00
63050 · HR Peer Group Expense	486.26	
60200 · Training and Development Expense - Other	1,533.08	
Total 60200 · Training and Development Expense	83,346.06	81,549.57
60210 · Safety & Total Human Health Exp		
Total 63000.1 · Safety Seminars Expense	8,740.42	12,482.00
63031 · Safety Conference	39,651.78	36,000.00
63105 · Safety Captive Program Expense	127,617.93	
63111 · Safety Awards Expense	227.88	
Total 60210 · Safety & Total Human Health Exp	176,238.01	48,482.00
60300 · Advertising & Marketing Expense		
65000 · BCF Magazine Expense	38,136.74	38,652.00
65010 · Membership Directory Expense	13,604.63	10,490.00
65012 · Monthly Mailing Expense	8,244.82	10,800.00
60300 · Advertising & Marketing Expense - Other	60,500.00	68,000.00
Total 60300 · Advertising & Marketing Expense	120,486.19	127,942.00
60400 · General and Administrative		
65030 · Website	15,376.38	16,400.00
Total 66050 · Personnel Expenses	1,406,091.51	1,542,999.51
66060 · Insurances		
69010 · GL/Property Insurance	19,380.33	18,249.96
69320 · Dir./Officers Insurance	3,126.66	4,250.00
Total 66060 · Insurances	22,506.99	22,499.96

Associated Builders and Contractors, Inc.
Profit & Loss Budget Performance
January through December 2025

	TOTAL	
	Jan - Dec 25	YTD Budget
67050 · Staff & Team Development	7,767.56	7,500.00
68000 · Auto Expense	19,996.42	20,000.00
68200 · President's Expense	2,202.73	2,499.96
68210 · Board of Directors Meetings	9,858.64	9,000.00
68220 · Committee Meetings	3,530.69	3,500.00
69000 · Utilities	36,564.31	40,000.00
69020 · Property Taxes	64,327.48	55,204.30
69030 · Janitorial & Cleaning	19,637.77	18,250.00
Total 69040 · Building Supplies/Maintenance	81,213.97	51,000.00
Total 69100 · Administrative - Postage	355.21	450.00
69120 · Telephone & Data Expense	15,462.55	15,500.00
69190 · Computer Software	21,945.13	22,000.00
69200 · Leased Office Equipment	15,035.34	6,000.00
Total 69210 · Office Supplies	6,339.08	6,000.00
69220 · Equipment R&M, Supplies	17,897.36	18,000.00
69300 · Advertising expense	5,989.23	6,000.00
Total 69315 · Bank Charges	650.00	650.00
Total 69340 · Professional Services	22,768.87	37,500.00
69350 · Taxes & Licenses	148.15	750.00
69370 · Dues, Subscript., Sponsorships	3,449.00	1,200.00
69400 · Depreciation	91,501.74	90,000.00
Total 60400 · General and Administrative	1,886,811.16	1,992,903.73
61000 · National Dues	383,224.30	372,952.25
61020 · State Dues	94,925.00	87,835.31
Total 61100 · National Meetings	27,339.46	25,000.00
68110 · State Meetings	9,456.19	9,000.00
68180 · Chapter Planning Conference	7,500.00	7,500.00
68190 · Other Conferences	3,082.50	3,000.00
69391 · Community Enrichment	23,942.14	24,000.00
Total Expense	3,641,189.62	3,460,263.42
Net Ordinary Income	64,192.24	-297,178.29
Other Income/Expense		
Other Income		
Total PIPE Apprenticeship, Net	-8,891.58	133,843.56
Total Student Chapter, net	0.00	
Total Workforce Fund, net	47,321.24	
Total 46511 · Tech Lab	5,025.87	
47000 · Interest Income	39,200.78	
47010 · General Income	16.18	
47012 · Rental Income		
470122 · Lease Space		
470125 · Astronaut Lease Ste101-2,025	24,306.47	20,220.00

Associated Builders and Contractors, Inc.
Profit & Loss Budget Performance
January through December 2025

	TOTAL	
	Jan - Dec 25	YTD Budget
470126 · Empire Elect ste102 - 1,700	18,700.00	19,995.00
470128 · Safety Consultants USA- 415	4,544.49	10,000.00
Total 470122 · Lease Space	47,550.96	50,215.00
470123 · Classroom rental	6,063.95	6,500.00
470124 · Rental Supplies	50.00	2,500.00
Total 47012 · Rental Income	53,664.91	59,215.00
47020 · Gain (Loss) on Investment/Asset	22,677.16	
Total Other Income	159,014.56	193,058.56
Other Expense		
Total 66511 · Tech Lab Expense	6,668.10	15,000.00
Total Other Expense	6,668.10	15,000.00
Net Other Income	152,346.46	178,058.56
Net Income	216,538.70	-119,119.73

COMMITTEE OPEN HOUSE

November 5, 2025 | 7:30 - 9:30 AM

651 Danville Drive, Suite 200,
Orlando, FL 32825

Free to Attend
RSVP Recommended

Get involved with ABC Central Florida!

Join us for the annual committee open house, where you can foster community connections through committee participation. Discover the various committees and find the perfect match for your interests.




2025 ABC CF Committees:

- Collegiate Outreach
- EIC (Excellence in Construction Awards)
- Government Affairs
- Membership Development
- Programs
- Safety
- Special Events
- Training & Development
- Workforce Outreach
- Young Professionals



Contact Us
rsvp@abccf.org
407.628.2070
www.abccf.org


Scan QR
Code to Sign
Up



EDTECH SUMMIT

October 24, 2025

Five tracks to choose from!



- C-Suite
- Trade Professional
- Technology & Innovation
- HR / Legal
- Safety

Stay ahead of industry trends, enhance your knowledge, and gain invaluable insights at this unique educational program.

Topics and Panel Discussions will include:

- Mastering Talent Management
- Unbreakable Bonds: Strengthening Jobsite Relationships
- Conquering the Top 3 Construction Challenges for C-Suite
- The Power of Social Connections and Impact on Mental Health
- Creating a Dynamic Emergency Response Plan
- Navigating an ICE Raid
- The Art of Succession
- Cyber Security & Data Protection

Who should attend: C-suite executives, office staff, HR professionals, crew leaders, and field experts.

Location: Dr Phillips Academic Commons

528 W Livingston St
Orlando, FL 32801

Time: 7:30 AM - 4:30 PM



Scan to register



Sponsored by:



Central Florida
27



407.628.2070



www.abccf.org

ABC CF September 2025 Membership Statistics

September 2025 New Members:

- 12 = \$25,655 in dues
 - 10 contractor members: 3 General Contractor, 7 Subcontractors

<u>Company</u>	<u>Category</u>	<u>Primary Contact</u>	<u>Board Sponsor</u>
CCS Construction Staffing	Supplier	Dustin Farley	C. Bracco
CTR III Inc. dba Control Engineering Group	\$3M-\$6M	Carlos Rivera	
E.A.P Professional Services, LLC	\$1M-\$3M	Eddy Perez	
Empire Glazing Inc.	\$1M-\$3M	Giuliana Romero	
Florida Solar Contracting, LLC	\$1M-\$3M	Blake Blackmon	J. Garcia
Kelley Painting Services of Florida, LLC	\$1M-\$3M	Amanda Kelley	
MFP Construction	\$3M-\$6M	Branly Rodriguez	
Nichols Contracting, Inc.	\$3M-\$6M	Greg Van Houte	
PM&A Contractors Corp.	\$1M-\$3M	Angel Martinez	J. Garcia
Quality Cable Contractors Inc.	\$10M-\$15M	Garbirl Del Rio	
Re:Fab, Inc.	\$1M-\$3M	Peter Reney	
Revent	Supplier	Adin Jacobs	

2025 Total Paid Members as of 9/30/25:

- 575 (515 this time last year)
 - 66% Contractor

2025 New Members as of 9/30/25:

- 124 = \$325,142 new member dues
 - 59% of this year's new members are contractors
 - 88 new members this time last year

2025 Renewals as of 9/30/25: (goal of 90% in both areas of renewal)

- 449 of 528 invoiced, 85%
 - 82.1% this time last year
 - 61.1% renewed members are contractors
 - 1,351,090.40 of \$1,503,125 invoiced, 89.9%
 - 57% this time last year

2025 Drops as of 9/30/25:

- 77, dues lost: \$190,288.50 Total dues lost
 - 52 maximum drops allowable to still stay at or above 90%

Board of Directors Membership Online Resources:

- [2025 Still to Renew Call Assignments](#)
- [2025 New Member Welcome Call Assignments](#)
- [2025 Dropped Members](#)
- [2025 Future Members](#)
- [2025 ABC CF Members](#)





ABC Central Florida
Associated Builders and Contractors

CONVERSATIONS & CONNECTIONS

Sponsored By



- ✓ Build Industry Relationships
- ✓ Connect with Industry Leadership
- ✓ “Learn, Build, and Succeed with ABC”

Tuesday, October 28th, 2025

5:30 PM - 7:00 PM

3425 Lake Center Drive
Mount Dora, FL 32757



REGISTER NOW →



In partnership with



CONNECT | EDUCATE | ADVOCATE

P: 407.628.2070 | W: abccf.org | bizdev@abccf.org

SPOOKY OLYMPICS

**OCTOBER 23,
2025**



**\$5/
PERSON**



Get ready for thrills and chills! Join the Young Professionals for this year's Spooky Olympics! Team up and face off in ghoulishly fun games and haunted challenges to see which team reigns supreme!

Sponsored By:

5:30 - 7:30 PM

**ABC Central Florida office;
651 Danville Dr., Orlando, FL 32825**

Light snacks & refreshments provided

AWARD FOR BEST COSTUME!




Balfour Beatty



ROBINS & MORTON

Building With Purpose®



CONNECT | EDUCATE | ADVOCATE

651 DANVILLE DR., ORLANDO, FL 32825
407-628-2070 ABCCENTRALFLORIDA.ORG

SPOOKY OLYMPICS

**OCTOBER 23,
2025**



**\$5/
PERSON**

Sponsorship Opportunities:

TITLE SPONSOR \$750

Company logo on all marketing materials, logo on event signage, recognition at awards, PLUS 10 free attendee tickets.

FOOD & BEVERAGE SPONSOR \$500

Company logo on all marketing materials, logo on event signage, recognition at awards, PLUS 5 free attendee tickets.

ACTIVITY/GAME SPONSOR \$250

Logo on event signage, recognition at awards, PLUS 2 free attendee tickets.

Hear about ABC successes in 2025 and what's in store for members in 2026!



Builders' BREAKFAST

Framing the Trends for 2026

Kick off the new year with a panel discussion designed to put your team ahead of the curve. Industry experts in finance, real estate, geotechnical preparation, and architecture will share their forecasts on what's rising in the market for 2026 and beyond. Gain valuable insights, ask questions, and walk away with the knowledge to better position your company for success. Don't miss this chance to align your business strategy with the trends shaping the year ahead.



Jen Pollock
Senior Vice President
Ameris Bank



Peter Hall
Partner & Architect/Designer
Little Diversified Architectural Consulting



Ben Lalikos
EVP, Market President Central Florida
Cogent Bank



Trevor Hall, Jr.
Executive Vice President
Colliers



David Bearce
Subsidiary Regional Manager
ECS Florida, LLC



January 15,
2026



ABC Office
651 Danville Dr.,
Suite 200, Orlando,
FL 32825



7:30 - 9:00
AM



Members - \$25
Future
Members - \$35

CHOICE VIP SPONSORS

- Albu & Associates, Inc.
- Andrew General Contractors, Inc.
- Certified Slings & Supply
- Competitive Edge Partners & Consulting, LLC
- Daaxit
- Dean Mead Attorneys At Law
- EquipmentShare, Inc.
- Hartford South, LLC
- LRA Insurance
- MMR Group, Inc.
- Shutts & Bowen, LLP
- Southeastern Surveying & Mapping Corp.
- Tavistock Development Company
- Towers Construction Company
- Turner Construction Company
- Winter Park National Bank
- Withum





HEALTH AND SAFETY LEADERSHIP FORUM

Associated Builders and Contractors

Empowering Executives To Foster Transformational Cultures

October 24, 2025 | 8 AM - 4 PM

Dr Phillips Academic Commons
528 W Livingston St, Orlando, FL 32801

The ABC Health and Safety Leadership Forum is the premier event for visionary C-suite leaders dedicated to transforming their organization's health and safety culture.

Revolutionize your leadership and spearhead the creation or sustainment of a thriving team that is centered around safety. Learn how to maintain high performance levels and discover tips to excel in the STEP framework.

Elevate your leadership and lead the charge in creating a sustainable, thriving and resilient organization!



Joe Xavier is the senior director of health and safety at ABC National, with leadership experience in quality, health, safety, and compliance since 1992.

REGISTRATION:

ABC Members: \$199


Attendees: \$249

**Breakfast, lunch, and an industry mixer are included.*

Key Event Takeaways:

- Create an individual development plan for your company.
- Improve performance and understand how to keep performance high.
- Uncover tips to be best in class as it relates to STEP.®

Hosted by:



Scan to
Register!

STEP Comparison

Month	2025 EOY Goal %	2025 EOY Goal #	Total # Completions By EOM	TY % of Completion	2025 Total GC's/ Specialty	2024 EOY Goal %	2024 EOY Goal #	Total # Completions By EOM	LY % of Completion	2024 Total GC's/ Specialty
JAN	40%	83	6	3%	208	40%	100	2	1%	251
FEB	40%	96	8	3%	240	40%	100	14	6%	251
MAR	40%	116	27	9%	290	40%	100	28	11%	251
APR	40%	122	55	18%	305	40%	100	55	22%	251
MAY	40%	127	66	21%	317	40%	100	69	27%	251
JUN	40%	131	84	26%	327	40%	105	77	29%	262
JUL	40%	132	108	33%	330	40%	115	88	31%	287
AUG	40%	134	122	37%	334	40%	119	109	37%	298
SEP	40%	137	124	36%	343	40%	119	111	37%	298
OCT	40%	140	125	36%	349	40%	119	113	38%	298

ABC *On Tap*

CALLING ALL GHOULS & GOBLINS

Gather for an evening of bewitching networking! Join Central Florida ABC members for a spooky night out and opportunity to meet key leadership of the chapter and get acquainted with new and existing members.

Prize for best costume!

OCTOBER 30, 2025 | 5:30 - 7:00 PM

JOHNNY'S OTHER SIDE
1619 E MICHIGAN ST., ORLANDO, FL 32806

PRIZES FOR BEST COSTUMES!

S.I. GOLDMAN COMPANY
COMFORT
SYSTEMS **USA**

TOWERS
Construction

MBSI



Thanks to the event sponsors, this event is
FREE to attend for **ABC's Central Florida members!**



Associated
Builders and
Contractors

Central Florida

CF ABC

SPORTING CLAYS



Thursday, November 6, 2025

Blackjack Sporting Clays

3372 CR 526, Sumterville, FL 33585

8:00 AM - 1:30 PM



CONNECT...EDUCATE...ADVOCATE

651 DANVILLE DR., SUITE 200, ORLANDO, FL 32825
407-628-2070 ABCCENTRALFLORIDA.ORG



CHILI COOK OFF




Established 1987

Auto-Owners
INSURANCE
LIFE • HOME • CAR • BUSINESS



FLEET MANAGEMENT



December 4, 2025

5:00 – 7:30 PM

Horsepower Ranch

280 Campbell Ranch, Geneva, FL 32732

**COMPETE.
TEAM BUILD.
ULTIMATE BRAGGING RIGHTS.**



EDTECH SUMMIT

October 24, 2025

Five tracks to choose from!



- **C-Suite**
- **Trade Professional**
- **Technology & Innovation**
- **HR / Legal**
- **Safety**

Stay ahead of industry trends, enhance your knowledge, and gain invaluable insights at this unique educational program.

Topics and Panel Discussions will include:

- Mastering Talent Management
- Unbreakable Bonds: Strengthening Jobsite Relationships
- Conquering the Top 3 Construction Challenges for C-Suite
- The Power of Social Connections and Impact on Mental Health
- Creating a Dynamic Emergency Response Plan
- Navigating an ICE Raid
- The Art of Succession
- Cyber Security & Data Protection

Who should attend: C-suite executives, office staff, HR professionals, crew leaders, and field experts.

Location: Dr Phillips Academic Commons

528 W Livingston St
Orlando, FL 32801

Time: 7:30 AM - 4:30 PM




Scan to register



407.628.2070



www.abccf.org



Sponsored by:





Construction Contract Negotiations Workshop

WHO SHOULD ATTEND

In just 1 day, you will understand contracts and negotiation strategy better than 99% of your peers.

In this one-day workshop, you will learn how to:

- Translate the legalese (even indemnification!)
- Understand the traps and terms that put their companies at risk.
- Modify contracts in a way that the other side will accept.
- Ensure payment, even for unsigned change orders.
- Discover negotiation techniques and strategies you can employ for immediate impact.

COURSE DATE & REGISTRATION

October 28, 2025

9:00am-5:00 pm Workshop

651 Danville Drive, Orlando, FL 32825

\$349 (CFC ABC Members) | \$449 (Prospective Members)

Includes workshop materials, and lunch

CILB Provider # PVD404, Course #0609621, 1.5 CEUs Meets the one-hour business practice requirement



CANCELLATION POLICY

A cancellation number will be issued for requests that are received by 5 p.m. 5 days before the event. Any requests for a refund made after this date will not be processed.


- CEOs, CFOs, and COOs
- Project Managers and Superintendents
- Contract Analysts
- Risk Managers
- And any construction professional for whom knowledge of contracts is an integral part of their job.

Construction is a tough business.
Margins can be tight.
Standards are exacting.
Risks can be incredibly high.

PRESENTER:

JENNIFER A. ENGLERT, ESQ.

Jennifer Englert is the founder and managing partner of The Orlando Law Group. Since 2009, she has grown the firm from one office in her living room to four locations and over 30 professionals. Her dedication to exceptional legal counsel, innovation, and community engagement makes her a trusted leader in Central Florida



SCAN QR CODE TO REGISTER

QUESTIONS?
Email training@abccf.org

Basic Claims Management



This two-and-a-half hour course, focuses on the vocabulary and processes associated with initiating and managing a workers' compensation claim.

If a worker is injured, the program's instruction and print material guides its participants from the point of filing a claim through to when the worker is designated as fully treated (maximum medical improvement). The engaging program is designed to facilitate open discussion supported by experienced, expert-level insight.



November 4, 2025

8:00 am - 10:30 am

ABC Office

651 Danville Drive
Orlando, FL 32825

Who should attend?

- Safety management
- Field managers
- Project managers
- Executive management
- People who manage claims



SCAN QR CODE TO REGISTER TODAY

\$55/ Members

\$75/ Non-members

Topics:

- Completing the first report of injury form
- Reading a DWC 25 Uniform Treatment form
- Defining a medical only claim
- Communicating with a claimant
- Eligibility for indemnity payments
- Calculating indemnity payment
- Reaching maximum medical improvement
- Understanding impairment ratings
- Considerations related to a one-time change
- Compensation calculation related to alternative employment

"The Basic Claims Management class with Tim Bernardi was incredibly informative. I learned a great deal about the claims process, including best practices and real-world scenarios. Tim's expertise and engaging presentation style made the material easy to understand. I highly recommend this course to anyone looking to gain a deeper understanding of claims management."

-Tim Behling, Safety Director, Competitive Edge Partners & Consulting, LLC

"Basic Claims management was very helpful to create a baseline understanding of the process and procedures with workers comp claims. This was particularly helpful to me as my business partner has handled workers comp in the past. I would recommend this class to anyone new to operations at a construction company."

-Michael Provost, VP of Operations, Ovation Construction

Presenters:

Tim Bernardi, Safety Director, Mader Southeast

Michelle Delaney, Sales Manager/Insurance Advisor, LRA Insurance



CONNECT | EDUCATE | ADVOCATE

651 Danville Drive, Suite 200 Orlando, FL 32825
407.628.2070 | abccf.org

Medical Gas Installer 6010

presented by Florida Medical Gas

Learning correct brazing skills is one of the most important aspects of installing medical gas and vacuum systems.

This 32-hour 4-day course includes oral, written, and practical instruction covering various required sections and chapters of NFPA 99, NFPA 55 and ASSE 6000. Applicants must successfully take and pass a 100-question written exam as well as a practical brazing exam.

Medical Gas Certification is a requirement in Florida and in most of the United States. Plumbing companies in Florida that install, and repair, these life safety systems and equipment must be certified by an approved training agency that is certified by the Florida Construction Industry Licensing Board.

Class contents:

- NFPA 99 Gas and Vacuum Systems code following the ASSE 6010 Standard
- Identification of components
- Installation materials and methods
- Brazing skills using oxygen, acetylene torches with rosebud tips while purging the system with Nitrogen



Presented by

Florida Medical Gas (FMG) has been conducting Medical Gas courses in Florida since 1995 and received CILB approval in 2000.

FMG recognized a growing need for education in the Florida region for qualified medical gas piping and system installers. Working closely with local plumbing and state governing agencies, FMG developed a medical gas training program for installers. Over the years FMG has trained thousands of plumbers to the ASSE 6010 medical gas installer standard.

Course Pre-requisite: Four (4) years of documented practical piping experience to take this course. Applicants must also have prior brazing experience.

Attendees will need to bring the following items:

- (12) 1 1/2" Copper Tube cut in 5" pieces
- (6) 1 1/2" Copper Couplings
- 1/2 pound BCUP filler metal or silver solder 5 or 15%
- 1 pair of Gloves
- 1 pair of Safety Glasses



November 10 - 13, 2025
8:00 am - 4:30 pm each day
*lunch included

ABC Members:
\$1,500 per person

Prospective Members:
\$1,750 per person

Registration includes class materials including gas for brazing, books, and completion certificate

Class Location:
ABC Office
651 Danville Drive
Orlando, FL 32825



Scan QR Code to register

QUESTIONS?
Email training@abccf.org

